

# OPEN -- Overall Stage Results

## SweDen Cup 1

Printed april 5, 2009 at 19:29



### Stage 1 -- Christians bana

	<b>PTS</b>	<b>TIME</b>	<b>HIT FACTOR</b>	<b>STAGE POINTS</b>	<b>STAGE PERCENT</b>	<b>COMPETITOR # Name</b>
1	113	18,90	5,9788	125,0000	100,00	65 Saltin, Robert
2	118	20,88	5,6513	118,1530	94,52	11 Tran, Faj
3	83	20,24	4,1008	85,7355	68,59	16 Larsson, Peter
4	95	23,99	3,9600	82,7917	66,23	20 Forslund, Tony

# STANDARD -- Overall Stage Results

## SweDen Cup 1

Printed april 5, 2009 at 19:29



### Stage 1 -- Christians bana

	PTS	TIME	HIT FACTOR	STAGE POINTS	STAGE PERCENT	COMPETITOR # Name
1	116	19,35	5,9948	125,0000	100,00	10 Bäckström, Mats O
2	114	19,85	5,7431	119,7505	95,80	19 Gustafsson, Mattias
3	112	23,28	4,8110	100,3155	80,25	18 Nilsson, Ola
4	103	22,36	4,6064	96,0502	76,84	2 Schieck, Peter
5	113	24,86	4,5455	94,7786	75,82	77 Hermander, Tomas
6	119	26,18	4,5455	94,7786	75,82	48 Hvass, Örjan
7	115	25,97	4,4282	92,3334	73,87	37 Karlsson, Andreas
8	98	22,74	4,3096	89,8605	71,89	15 Kastell, Peter
9	105	25,82	4,0666	84,7942	67,84	50 Östling, Mikael
10	115	28,95	3,9724	82,8290	66,26	44 Nilsson, Daniel
11	115	29,12	3,9492	82,3454	65,88	13 Glad, Kalle
12	96	24,49	3,9200	81,7364	65,39	17 Holmberg, Daniel
13	101	26,43	3,8214	79,6814	63,75	100 Petersen, Kristian H
14	117	30,87	3,7901	79,0282	63,22	81 Sundh, Karl-Johan
15	98	26,69	3,6718	76,5615	61,25	3 Parasidis, Matheos
16	107	29,60	3,6149	75,3746	60,30	99 Frederiksen, Rene
17	77	22,84	3,3713	70,2955	56,24	56 Thörnberg, Jimmy
18	102	30,48	3,3465	69,7780	55,82	29 Andersen, Peter Munk
19	88	27,50	3,2000	66,7241	53,38	47 Hallberg, Martin
20	82	26,34	3,1131	64,9129	51,93	35 Odgaard-Nexe, Adam
21	118	38,06	3,1004	64,6467	51,72	36 Roijer, Johan
22	71	23,06	3,0789	64,1996	51,36	28 Hjelm, Thomas
23	79	25,85	3,0561	63,7235	50,98	91 Walleen, Sigurd
24	99	34,85	2,8407	59,2332	47,39	45 Sandberg, Anders
25	68	24,67	2,7564	57,4742	45,98	63 Borg, Björn
26	88	32,24	2,7295	56,9142	45,53	51 Persson, John
27	92	35,84	2,5670	53,5245	42,82	40 Wysiacki, Roger
28	113	48,03	2,3527	49,0568	39,25	1 Lindfors, Björn
29	79	34,10	2,3167	48,3065	38,65	42 Nordbeck, Patrik
30	52	23,08	2,2530	46,9786	37,58	55 Ingemarsson, Lars-Åke
31	65	29,05	2,2375	46,6552	37,32	68 Hakestam, Peter
32	54	25,75	2,0971	43,7270	34,98	27 Sandberg, Jens
33	59	28,66	2,0586	42,9249	34,34	79 Rigrtrup, Jørgen
34	119	65,17	1,8260	38,0743	30,46	21 Tollbom, Örjan
35	0	0,00	0,0000	0,0000	0,00	38 Krook, Oscar

# PRODUCTION -- Overall Stage Results

## SweDen Cup 1

Printed april 5, 2009 at 19:29




### Stage 1 -- Christians bana

	PTS	TIME	HIT FACTOR	STAGE POINTS	STAGE PERCENT	COMPETITOR # Name
1	109	18,64	5,8476	125,0000	100,00	76 Björk, Jörgen
2	107	22,76	4,7012	100,4942	80,40	85 Gyllenberg, Rasmus
3	115	25,77	4,4626	95,3922	76,31	62 Fristrup, Klaus
4	104	24,31	4,2781	91,4488	73,16	6 Göthager, Andreas
5	95	22,93	4,1430	88,5623	70,85	102 Hagemann, Lars
6	98	23,73	4,1298	88,2791	70,62	25 Hjelm, Tommy
7	105	25,66	4,0920	87,4706	69,98	61 Jensen, Christian D
8	99	25,41	3,8961	83,2837	66,63	24 Rånge, Niklas
9	103	26,49	3,8883	83,1160	66,49	22 Stureborn, Fredrik
10	89	24,27	3,6671	78,3880	62,71	84 Kronbäck, Christian
11	79	22,75	3,4725	74,2293	59,38	58 Larsen, Søren
12	117	33,91	3,4503	73,7543	59,00	86 Wendeklint, Tony
13	92	26,88	3,4226	73,1624	58,53	54 Heidelberg, Carsten
14	81	24,18	3,3499	71,6074	57,29	8 Petrovic, Sasa
15	113	34,01	3,3226	71,0234	56,82	94 Juul, Claus
16	106	32,35	3,2767	70,0424	56,03	39 Gustafsson, Rickard
17	107	32,76	3,2662	69,8183	55,85	80 Strandberg, Anders
18	113	35,70	3,1653	67,6612	54,13	67 Tiensuu, Roger
19	109	34,63	3,1476	67,2827	53,83	7 Hedin, Per-Olof
20	98	31,76	3,0856	65,9591	52,77	53 Barkman, Niklas
21	107	35,08	3,0502	65,2009	52,16	33 Wessman, Micke
22	84	27,88	3,0129	64,4045	51,52	14 Andersson, Robert
23	105	34,87	3,0112	64,3675	51,49	26 Lindskog, Olof
24	123	41,09	2,9934	63,9880	51,19	95 Trepic, Alen
25	77	26,46	2,9101	62,2057	49,76	23 Appelkvist, Magnus
26	62	21,37	2,9013	62,0178	49,61	73 Gustavsson, Lars
27	87	30,07	2,8932	61,8465	49,48	32 Gunnarsson, Martin
28	115	40,82	2,8172	60,2219	48,18	72 Månsson, Martin
29	113	40,20	2,8109	60,0872	48,07	9 Luckmann, Rasmus
30	71	25,68	2,7648	59,1007	47,28	5 Rohlen, Anders
31	75	27,23	2,7543	58,8766	47,10	46 Saxhøj, Ulrik
32	87	32,26	2,6968	57,6480	46,12	60 Berg, Ulf
33	94	35,08	2,6796	57,2793	45,82	93 Jönsson, Lars
34	105	42,17	2,4899	53,2249	42,58	30 Karlsson, Mats
35	115	47,15	2,4390	52,1369	41,71	89 Zigovic, Dzibo
36	79	33,78	2,3387	49,9916	39,99	4 Söderholm, Håkan T
37	107	46,42	2,3050	49,2729	39,42	78 Höglund, Peter
38	80	36,23	2,2081	47,2010	37,76	57 Selimaj, Enver
39	77	34,96	2,2025	47,0813	37,67	75 Ryberg, Per
40	62	29,07	2,1328	45,5907	36,47	88 Henneberg, Claus K
41	73	42,71	1,7092	36,5361	29,23	70 Strömberg, Andreas
42	84	51,16	1,6419	35,0977	28,08	90 Karlsson, Tony
43	53	32,87	1,6124	34,4672	27,57	69 Timofejeff, Andrej
44	60	40,60	1,4778	31,5904	25,27	97 Skjoldager, Gert
45	64	43,91	1,4575	31,1563	24,93	101 Sjökvist, Jimmy

# REVOLVER (STANDARD) -- Overall Stage Results

## SweDen Cup 1

Printed april 5, 2009 at 19:29



### Stage 1 -- Christians bana

	<b>PTS</b>	<b>TIME</b>	<b>HIT FACTOR</b>	<b>STAGE POINTS</b>	<b>STAGE PERCENT</b>	<b>COMPETITOR # Name</b>
1	116	35,34	3,2824	125,0000	100,00	52 Lindfors, Anders
2	109	37,13	2,9356	111,7944	89,44	43 Wennerbom, Anders
3	120	44,53	2,6948	102,6236	82,10	59 Nielsen, Steen Pico
4	104	48,18	2,1586	82,2025	65,76	34 Jensen, Hans Jörgen
5	99	54,68	1,8105	68,9486	55,16	49 Hellström, Tomas

# OPEN -- Overall Stage Results

## SweDen Cup 1

Printed april 5, 2009 at 19:29



### Stage 2 -- Håkans gatt

	<b>PTS</b>	<b>TIME</b>	<b>HIT FACTOR</b>	<b>STAGE POINTS</b>	<b>STAGE PERCENT</b>	<b>COMPETITOR # Name</b>
1	75	11,82	6,3452	80,0000	100,00	16 Larsson, Peter
2	78	13,22	5,9002	74,3891	92,99	11 Tran, Faj
3	77	15,14	5,0859	64,1226	80,15	20 Forslund, Tony
4	76	18,13	4,1919	52,8521	66,07	65 Saltin, Robert

# STANDARD -- Overall Stage Results

## SweDen Cup 1

Printed april 5, 2009 at 19:29



### Stage 2 -- Håkans gatt

	PTS	TIME	HIT FACTOR	STAGE POINTS	STAGE PERCENT	COMPETITOR # Name
1	75	11,53	6,5048	80,0000	100,00	2 Schieck, Peter
2	78	12,75	6,1176	75,2389	94,05	55 Ingemarsson, Lars-Åke
3	72	12,53	5,7462	70,6707	88,34	19 Gustafsson, Mattias
4	79	14,23	5,5517	68,2779	85,35	37 Karlsson, Andreas
5	80	14,48	5,5249	67,9484	84,94	15 Kastell, Peter
6	69	12,55	5,4980	67,6182	84,52	100 Petersen, Kristian H
7	76	13,90	5,4676	67,2445	84,06	17 Holmberg, Daniel
8	77	14,17	5,4340	66,8311	83,54	48 Hvass, Örjan
9	70	13,18	5,3111	65,3192	81,65	18 Nilsson, Ola
10	78	15,53	5,0225	61,7705	77,21	13 Glad, Kalle
11	77	15,55	4,9518	60,9002	76,13	77 Hermander, Tomas
12	76	15,44	4,9223	60,5375	75,67	3 Parasidis, Matheos
13	72	14,75	4,8814	60,0342	75,04	28 Hjelm, Thomas
14	74	15,98	4,6308	56,9525	71,19	50 Östling, Mikael
15	78	17,10	4,5614	56,0992	70,12	35 Odgaard-Nexe, Adam
16	76	16,71	4,5482	55,9365	69,92	10 Bäckström, Mats O
17	72	16,29	4,4199	54,3587	67,95	27 Sandberg, Jens
18	72	16,45	4,3769	53,8300	67,29	99 Frederiksen, Rene
19	68	16,46	4,1312	50,8086	63,51	40 Wysiecki, Roger
20	74	18,48	4,0043	49,2479	61,56	56 Thörnberg, Jimmy
21	77	19,34	3,9814	48,9657	61,21	36 Roijer, Johan
22	72	18,44	3,9046	48,0208	60,03	91 Walleen, Sigurd
23	80	20,62	3,8797	47,7155	59,64	51 Persson, John
24	66	17,67	3,7351	45,9373	57,42	42 Nordbeck, Patrik
25	61	16,63	3,6681	45,1124	56,39	29 Andersen, Peter Munk
26	76	20,74	3,6644	45,0674	56,33	81 Sundh, Karl-Johan
27	60	16,95	3,5398	43,5351	54,42	44 Nilsson, Daniel
28	76	22,03	3,4498	42,4284	53,04	45 Sandberg, Anders
29	72	22,71	3,1704	38,9918	48,74	63 Borg, Björn
30	80	27,22	2,9390	36,1460	45,18	1 Lindfors, Björn
31	49	19,29	2,5402	31,2408	39,05	79 Rigrup, Jørgen
32	47	20,61	2,2804	28,0464	35,06	47 Hallberg, Martin
33	80	35,37	2,2618	27,8172	34,77	21 Tollbom, Örjan
34	26	14,02	1,8545	22,8078	28,51	68 Hakestam, Peter
35	0	0,00	0,0000	0,0000	0,00	38 Krook, Oscar

# PRODUCTION -- Overall Stage Results

## SweDen Cup 1

Printed april 5, 2009 at 19:29




### Stage 2 -- Håkans gatt

	PTS	TIME	HIT FACTOR	STAGE POINTS	STAGE PERCENT	COMPETITOR # Name
1	78	11,02	7,0780	80,0000	100,00	85 Gyllenberg, Rasmus
2	76	11,98	6,3439	71,7024	89,63	76 Björk, Jörgen
3	78	13,09	5,9587	67,3491	84,19	102 Hagemann, Lars
4	76	13,57	5,6006	63,3010	79,13	4 Söderholm, Håkan T
5	74	14,35	5,1568	58,2850	72,86	58 Larsen, Søren
6	70	13,88	5,0432	57,0014	71,25	6 Göthager, Andreas
7	74	14,68	5,0409	56,9748	71,22	33 Wessman, Micke
8	72	14,50	4,9655	56,1231	70,15	54 Heidelberg, Carsten
9	64	13,45	4,7584	53,7817	67,23	25 Hjelm, Tommy
10	74	15,93	4,6453	52,5041	65,63	23 Appelkvist, Magnus
11	74	16,33	4,5315	51,2180	64,02	30 Karlsson, Mats
12	72	16,03	4,4916	50,7663	63,46	53 Barkman, Niklas
13	74	16,54	4,4740	50,5677	63,21	22 Stureborn, Fredrik
14	78	17,57	4,4394	50,1764	62,72	39 Gustafsson, Rickard
15	74	16,74	4,4205	49,9635	62,45	80 Strandberg, Anders
16	78	17,85	4,3697	49,3894	61,74	7 Hedin, Per-Olof
17	78	18,15	4,2975	48,5730	60,72	72 Månsson, Martin
18	76	17,77	4,2769	48,3396	60,42	73 Gustavsson, Lars
19	80	19,64	4,0733	46,0390	57,55	62 Fristrup, Klaus
20	76	18,67	4,0707	46,0094	57,51	61 Jensen, Christian D
21	70	17,28	4,0509	45,7858	57,23	32 Gunnarsson, Martin
22	72	18,23	3,9495	44,6399	55,80	67 Tiensuu, Roger
23	59	15,09	3,9099	44,1916	55,24	8 Petrovic, Sasa
24	76	19,58	3,8815	43,8710	54,84	60 Berg, Ulf
25	74	19,13	3,8683	43,7214	54,65	9 Luckmann, Rasmus
26	72	18,94	3,8015	42,9665	53,71	24 Rånge, Niklas
27	78	21,59	3,6128	40,8337	51,04	93 Jönsson, Lars
28	70	19,48	3,5934	40,6150	50,77	5 Rohlen, Anders
29	72	21,93	3,2832	37,1083	46,39	26 Lindskog, Olof
30	80	24,61	3,2507	36,7414	45,93	95 Trepic, Alen
31	72	22,56	3,1915	36,0720	45,09	14 Andersson, Robert
32	51	16,03	3,1815	35,9595	44,95	84 Kronbäck, Christian
33	76	24,30	3,1276	35,3496	44,19	78 Höglund, Peter
34	72	23,47	3,0677	34,6734	43,34	90 Karlsson, Tony
35	72	24,06	2,9925	33,8231	42,28	46 Saxhøj, Ulrik
36	78	26,26	2,9703	33,5720	41,96	88 Henneberg, Claus K
37	70	24,85	2,8169	31,8382	39,80	89 Zigovic, Dzibo
38	74	27,74	2,6676	30,1510	37,69	86 Wendeklint, Tony
39	76	30,05	2,5291	28,5855	35,73	97 Skjoldager, Gert
40	57	24,39	2,3370	26,4144	33,02	57 Selimaj, Enver
41	49	21,55	2,2738	25,6996	32,12	69 Timofejeff, Andrej
42	74	33,21	2,2282	25,1849	31,48	70 Strömberg, Andreas
43	66	31,93	2,0670	23,3626	29,20	75 Ryberg, Per
44	76	38,37	1,9807	22,3871	27,98	94 Juul, Claus
45	23	39,44	0,5832	6,5913	8,24	101 Sjökvist, Jimmy

# REVOLVER (STANDARD) -- Overall Stage Results

## SweDen Cup 1

Printed april 5, 2009 at 19:29



### Stage 2 -- Håkans gatt

	<b>PTS</b>	<b>TIME</b>	<b>HIT FACTOR</b>	<b>STAGE POINTS</b>	<b>STAGE PERCENT</b>	<b>COMPETITOR # Name</b>
1	78	18,64	4,1845	80,0000	100,00	52 Lindfors, Anders
2	78	26,39	2,9557	56,5063	70,63	34 Jensen, Hans Jörgen
3	78	31,32	2,4904	47,6118	59,51	49 Hellström, Tomas
4	76	38,66	1,9659	37,5831	46,98	59 Nielsen, Steen Pico
5	62	32,97	1,8805	35,9513	44,94	43 Wennerbom, Anders

# OPEN -- Overall Stage Results

## SweDen Cup 1

Printed april 5, 2009 at 19:29



### Stage 3 -- Wessmans bana

	<b>PTS</b>	<b>TIME</b>	<b>HIT FACTOR</b>	<b>STAGE POINTS</b>	<b>STAGE PERCENT</b>	<b>COMPETITOR # Name</b>
1	110	10,48	10,4962	115,0000	100,00	65 Saltin, Robert
2	109	13,51	8,0681	88,3970	76,87	16 Larsson, Peter
3	107	14,46	7,3997	81,0741	70,50	11 Tran, Faj
4	88	15,25	5,7705	63,2236	54,98	20 Forslund, Tony

# STANDARD -- Overall Stage Results

## SweDen Cup 1

Printed april 5, 2009 at 19:29



### Stage 3 -- Wessmans bana

	PTS	TIME	HIT FACTOR	STAGE POINTS	STAGE PERCENT	COMPETITOR # Name
1	109	12,01	9,0758	115,0000	100,00	10 Bäckström, Mats O
2	111	12,63	8,7886	111,3612	96,84	19 Gustafsson, Mattias
3	110	13,55	8,1181	102,8650	89,45	2 Schieck, Peter
4	111	14,82	7,4899	94,9050	82,53	13 Glad, Kalle
5	111	15,52	7,1521	90,6245	78,80	17 Holmberg, Daniel
6	102	14,41	7,0784	89,6913	77,99	15 Kastell, Peter
7	104	14,71	7,0700	89,5849	77,90	100 Petersen, Kristian H
8	107	15,25	7,0164	88,9054	77,31	48 Hvass, Örjan
9	110	15,73	6,9930	88,6091	77,05	3 Parasidis, Matheos
10	108	15,59	6,9275	87,7793	76,33	55 Ingemarsson, Lars-Åke
11	105	15,70	6,6879	84,7430	73,69	91 Walleen, Sigurd
12	93	13,97	6,6571	84,3531	73,35	77 Hermander, Tomas
13	108	16,44	6,5693	83,2408	72,38	18 Nilsson, Ola
14	113	17,71	6,3806	80,8489	70,30	29 Andersen, Peter Munk
15	109	17,20	6,3372	80,2994	69,83	81 Sundh, Karl-Johan
16	112	17,80	6,2921	79,7283	69,33	44 Nilsson, Daniel
17	111	17,83	6,2255	78,8835	68,59	56 Thörnberg, Jimmy
18	95	15,45	6,1489	77,9129	67,75	50 Östling, Mikael
19	109	18,18	5,9956	75,9708	66,06	37 Karlsson, Andreas
20	103	18,02	5,7159	72,4264	62,98	99 Frederiksen, Rene
21	112	20,24	5,5336	70,1168	60,97	68 Hakestam, Peter
22	108	19,56	5,5215	69,9631	60,84	35 Odgaard-Nexe, Adam
23	99	18,60	5,3226	67,4430	58,65	28 Hjelm, Thomas
24	108	20,45	5,2812	66,9183	58,19	36 Roijer, Johan
25	103	19,51	5,2793	66,8951	58,17	40 Wysiecki, Roger
26	97	18,40	5,2717	66,7987	58,09	79 Rigtrup, Jørgen
27	95	18,46	5,1463	65,2088	56,70	47 Hallberg, Martin
28	94	18,34	5,1254	64,9446	56,47	45 Sandberg, Anders
29	105	21,17	4,9598	62,8467	54,65	42 Nordbeck, Patrik
30	96	19,60	4,8980	62,0625	53,97	27 Sandberg, Jens
31	107	26,82	3,9896	50,5521	43,96	51 Persson, John
32	74	19,70	3,7563	47,5970	41,39	63 Borg, Björn
33	107	34,54	3,0979	39,2533	34,13	21 Tollbom, Örjan
34	115	40,27	2,8557	36,1852	31,47	1 Lindfors, Björn
35	0	0,00	0,0000	0,0000	0,00	38 Krook, Oscar

# PRODUCTION -- Overall Stage Results

## SweDen Cup 1

Printed april 5, 2009 at 19:29




### Stage 3 -- Wessmans bana

	PTS	TIME	HIT FACTOR	STAGE POINTS	STAGE PERCENT	COMPETITOR # Name
1	105	11,81	8,8908	115,0000	100,00	76 Björk, Jörgen
2	107	13,36	8,0090	103,5943	90,08	58 Larsen, Søren
3	105	13,26	7,9186	102,4246	89,06	25 Hjelm, Tommy
4	107	13,52	7,9142	102,3683	89,02	102 Hagemann, Lars
5	101	12,81	7,8845	101,9837	88,68	85 Gyllenberg, Rasmus
6	107	14,25	7,5088	97,1242	84,46	73 Gustavsson, Lars
7	107	15,15	7,0627	91,3544	79,44	6 Göthager, Andreas
8	111	16,37	6,7807	87,7067	76,27	62 Fristrup, Klaus
9	111	16,52	6,7191	86,9103	75,57	24 Rånge, Niklas
10	111	16,58	6,6948	86,5958	75,30	54 Heidelberg, Carsten
11	111	16,99	6,5333	84,5061	73,48	84 Kronbäck, Christian
12	113	17,80	6,3483	82,1139	71,40	80 Strandberg, Anders
13	111	17,50	6,3429	82,0433	71,34	67 Tiensuu, Roger
14	113	18,05	6,2604	80,9766	70,41	23 Appelkvist, Magnus
15	113	18,74	6,0299	77,9951	67,82	72 Månsson, Martin
16	109	18,59	5,8634	75,8413	65,95	57 Selimaj, Enver
17	105	18,32	5,7314	74,1348	64,47	39 Gustafsson, Rickard
18	99	17,45	5,6734	73,3835	63,81	14 Andersson, Robert
19	92	16,28	5,6511	73,0957	63,56	4 Söderholm, Håkan T
20	92	16,52	5,5690	72,0338	62,64	8 Petrovic, Sasa
21	109	19,95	5,4637	70,6711	61,45	30 Karlsson, Mats
22	109	20,08	5,4283	70,2136	61,06	61 Jensen, Christian D
23	105	19,57	5,3654	69,3996	60,35	46 Saxhøj, Ulrik
24	99	18,66	5,3055	68,6249	59,67	22 Stureborn, Fredrik
25	113	21,57	5,2388	67,7621	58,92	33 Wessman, Micke
26	107	20,49	5,2221	67,5461	58,74	88 Henneberg, Claus K
27	105	20,49	5,1245	66,2836	57,64	53 Barkman, Niklas
28	103	20,29	5,0764	65,6619	57,10	32 Gunnarsson, Martin
29	105	21,13	4,9692	64,2759	55,89	86 Wendeklint, Tony
30	88	17,80	4,9438	63,9471	55,61	5 Rohlen, Anders
31	113	22,90	4,9345	63,8265	55,50	94 Juul, Claus
32	109	22,33	4,8813	63,1388	54,90	9 Luckmann, Rasmus
33	109	22,67	4,8081	62,1918	54,08	60 Berg, Ulf
34	107	23,14	4,6240	59,8107	52,01	26 Lindskog, Olof
35	105	23,73	4,4248	57,2335	49,77	89 Zigovic, Dzibo
36	91	21,85	4,1648	53,8702	46,84	69 Timofejeff, Andrej
37	113	27,45	4,1166	53,2469	46,30	95 Trepic, Alen
38	113	28,17	4,0114	51,8860	45,12	78 Höglund, Peter
39	101	26,69	3,7842	48,9476	42,56	75 Ryberg, Per
40	109	29,37	3,7113	48,0044	41,74	93 Jönsson, Lars
41	101	30,16	3,3488	43,3160	37,67	70 Strömberg, Andreas
42	56	17,38	3,2221	41,6770	36,24	101 Sjökvist, Jimmy
43	95	32,18	2,9521	38,1853	33,20	97 Skjoldager, Gert
44	90	33,76	2,6659	34,4825	29,98	90 Karlsson, Tony
45	3	22,77	0,1318	1,7042	1,48	7 Hedin, Per-Olof

# REVOLVER (STANDARD) -- Overall Stage Results

## SweDen Cup 1

Printed april 5, 2009 at 19:29



### Stage 3 -- Wessmans bana

	<b>PTS</b>	<b>TIME</b>	<b>HIT FACTOR</b>	<b>STAGE POINTS</b>	<b>STAGE PERCENT</b>	<b>COMPETITOR # Name</b>
1	108	26,32	4,1033	115,0000	100,00	59 Nielsen, Steen Pico
2	109	28,55	3,8179	106,9992	93,04	52 Lindfors, Anders
3	109	30,54	3,5691	100,0270	86,98	34 Jensen, Hans Jörgen
4	113	32,27	3,5017	98,1385	85,34	43 Wennerbom, Anders
5	110	37,74	2,9147	81,6866	71,03	49 Hellström, Tomas

# OPEN -- Overall Stage Results

## SweDen Cup 1

Printed april 5, 2009 at 19:29



### Stage 4 -- Anders spegel

	<b>PTS</b>	<b>TIME</b>	<b>HIT FACTOR</b>	<b>STAGE POINTS</b>	<b>STAGE PERCENT</b>	<b>COMPETITOR # Name</b>
1	81	15,58	5,1990	90,0000	100,00	65 Saltin, Robert
2	70	17,65	3,9660	68,6560	76,28	11 Tran, Faj
3	50	21,00	2,3810	41,2169	45,80	16 Larsson, Peter
4	19	19,01	0,9995	17,3020	19,22	20 Forslund, Tony

# STANDARD -- Overall Stage Results

## SweDen Cup 1

Printed april 5, 2009 at 19:29



### Stage 4 -- Anders spegel

	PTS	TIME	HIT FACTOR	STAGE POINTS	STAGE PERCENT	COMPETITOR # Name
1	88	21,05	4,1805	90,0000	100,00	10 Bäckström, Mats O
2	83	20,07	4,1355	89,0313	98,92	3 Parasidis, Matheos
3	86	23,49	3,6611	78,8184	87,58	77 Hermander, Tomas
4	82	23,95	3,4238	73,7090	81,90	48 Hvass, Örjan
5	81	23,67	3,4221	73,6714	81,86	68 Hakestam, Peter
6	84	25,04	3,3546	72,2199	80,24	81 Sundh, Karl-Johan
7	81	24,60	3,2927	70,8862	78,76	37 Karlsson, Andreas
8	54	16,86	3,2028	68,9522	76,61	19 Gustafsson, Mattias
9	75	24,16	3,1043	66,8307	74,26	55 Ingemarsson, Lars-Åke
10	79	25,53	3,0944	66,6175	74,02	44 Nilsson, Daniel
11	68	23,69	2,8704	61,7953	68,66	28 Hjelm, Thomas
12	54	18,83	2,8678	61,7384	68,60	27 Sandberg, Jens
13	81	28,53	2,8391	61,1217	67,91	35 Odgaard-Nexe, Adam
14	70	24,84	2,8180	60,6678	67,41	17 Holmberg, Daniel
15	67	24,36	2,7504	59,2120	65,79	99 Frederiksen, Rene
16	61	22,31	2,7342	58,8630	65,40	56 Thörnberg, Jimmy
17	67	24,93	2,6875	57,8581	64,29	100 Petersen, Kristian H
18	82	31,68	2,5884	55,7238	61,92	40 Wysiecki, Roger
19	78	30,69	2,5415	54,7154	60,79	38 Krook, Oscar
20	70	28,14	2,4876	53,5533	59,50	36 Roijer, Johan
21	72	29,27	2,4599	52,9568	58,84	29 Andersen, Peter Munk
22	70	28,81	2,4297	52,3078	58,12	91 Walleen, Sigurd
23	56	23,32	2,4014	51,6977	57,44	2 Schieck, Peter
24	56	23,68	2,3649	50,9118	56,57	15 Kastell, Peter
25	76	33,28	2,2837	49,1634	54,63	13 Glad, Kalle
26	73	32,82	2,2243	47,8846	53,21	45 Sandberg, Anders
27	75	34,48	2,1752	46,8280	52,03	63 Borg, Björn
28	53	24,48	2,1650	46,6097	51,79	50 Östling, Mikael
29	78	36,44	2,1405	46,0817	51,20	1 Lindfors, Björn
30	50	27,15	1,8416	39,6472	44,05	47 Hallberg, Martin
31	59	35,31	1,6709	35,9721	39,97	42 Nordbeck, Patrik
32	30	19,42	1,5448	33,2571	36,95	18 Nilsson, Ola
33	49	34,85	1,4060	30,2695	33,63	51 Persson, John
34	68	51,62	1,3173	28,3598	31,51	21 Tollbom, Örjan
35	15	15,79	0,9500	20,4513	22,72	79 Rigtrup, Jørgen

# PRODUCTION -- Overall Stage Results

## SweDen Cup 1

Printed april 5, 2009 at 19:29



### Stage 4 -- Anders spegel

	PTS	TIME	HIT FACTOR	STAGE POINTS	STAGE PERCENT	COMPETITOR # Name
1	82	17,82	4,6016	90,0000	100,00	76 Björk, Jörgen
2	78	18,57	4,2003	82,1522	91,28	25 Hjelm, Tommy
3	61	14,81	4,1188	80,5585	89,51	85 Gyllenberg, Rasmus
4	82	23,35	3,5118	68,6852	76,32	54 Heidelberg, Carsten
5	78	22,38	3,4853	68,1665	75,74	58 Larsen, Søren
6	70	20,68	3,3849	66,2039	73,56	102 Hagemann, Lars
7	86	25,46	3,3778	66,0658	73,41	24 Rånge, Niklas
8	80	23,91	3,3459	65,4405	72,71	32 Gunnarsson, Martin
9	66	21,48	3,0726	60,0961	66,77	67 Tiensuu, Roger
10	46	15,10	3,0464	59,5823	66,20	73 Gustavsson, Lars
11	84	27,69	3,0336	59,3325	65,93	62 Fristrup, Klaus
12	88	29,58	2,9750	58,1863	64,65	39 Gustafsson, Rickard
13	72	24,32	2,9605	57,9036	64,34	46 Saxhøj, Ulrik
14	84	28,61	2,9360	57,4246	63,81	80 Strandberg, Anders
15	84	28,72	2,9248	57,2046	63,56	30 Karlsson, Mats
16	80	28,40	2,8169	55,0945	61,22	53 Barkman, Niklas
17	74	26,37	2,8062	54,8855	60,98	8 Petrovic, Sasa
18	67	24,27	2,7606	53,9935	59,99	4 Söderholm, Håkan T
19	76	28,13	2,7017	52,8421	58,71	22 Stureborn, Fredrik
20	76	28,99	2,6216	51,2745	56,97	5 Rohlen, Anders
21	84	32,15	2,6128	51,1016	56,78	61 Jensen, Christian D
22	54	20,73	2,6049	50,9484	56,61	86 Wendeklint, Tony
23	78	29,99	2,6009	50,8692	56,52	23 Appelkvist, Magnus
24	80	30,89	2,5898	50,6534	56,28	9 Luckmann, Rasmus
25	64	26,30	2,4335	47,5949	52,88	14 Andersson, Robert
26	72	30,46	2,3638	46,2316	51,37	88 Henneberg, Claus K
27	72	30,71	2,3445	45,8552	50,95	33 Wessman, Micke
28	88	37,56	2,3429	45,8241	50,92	72 Månsson, Martin
29	82	36,15	2,2683	44,3651	49,29	78 Höglund, Peter
30	66	29,17	2,2626	44,2531	49,17	26 Lindskog, Olof
31	86	39,73	2,1646	42,3366	47,04	84 Kronbäck, Christian
32	56	26,38	2,1228	41,5193	46,13	6 Göthager, Andreas
33	63	30,47	2,0676	40,4394	44,93	75 Ryberg, Per
34	68	34,97	1,9445	38,0320	42,26	94 Juul, Claus
35	66	35,65	1,8513	36,2094	40,23	57 Selimaj, Enver
36	76	41,19	1,8451	36,0876	40,10	95 Trepic, Alen
37	68	36,95	1,8403	35,9941	39,99	93 Jönsson, Lars
38	76	44,48	1,7086	33,4184	37,13	101 Sjökvist, Jimmy
39	53	32,81	1,6154	31,5941	35,10	7 Hedin, Per-Olof
40	50	32,28	1,5489	30,2951	33,66	60 Berg, Ulf
41	43	30,19	1,4243	27,8575	30,95	97 Skjoldager, Gert
42	47	49,98	0,9404	18,3924	20,44	90 Karlsson, Tony
43	33	37,35	0,8835	17,2806	19,20	70 Strömberg, Andreas
44	16	32,45	0,4931	9,6437	10,72	69 Timofejeff, Andrej
45	0	35,84	0,0000	0,0000	0,00	89 Zigovic, Dzibo

# REVOLVER (STANDARD) -- Overall Stage Results

## SweDen Cup 1

Printed april 5, 2009 at 19:29



### Stage 4 -- Anders spegel

	<b>PTS</b>	<b>TIME</b>	<b>HIT FACTOR</b>	<b>STAGE POINTS</b>	<b>STAGE PERCENT</b>	<b>COMPETITOR # Name</b>
1	88	36,48	2,4123	90,0000	100,00	43 Wennerbom, Anders
2	88	38,86	2,2645	84,4879	93,88	34 Jensen, Hans Jörgen
3	72	49,02	1,4688	54,7991	60,89	49 Hellström, Tomas
4	52	42,33	1,2284	45,8321	50,92	52 Lindfors, Anders
5	40	34,55	1,1577	43,1943	47,99	59 Nielsen, Steen Pico

# OPEN -- Overall Stage Results

## SweDen Cup 1

Printed april 5, 2009 at 19:29



### Stage 5 -- Magnus bana

	<b>PTS</b>	<b>TIME</b>	<b>HIT FACTOR</b>	<b>STAGE POINTS</b>	<b>STAGE PERCENT</b>	<b>COMPETITOR # Name</b>
1	94	15,12	6,2169	100,0000	100,00	65 Saltin, Robert
2	96	17,66	5,4360	87,4389	87,44	11 Tran, Faj
3	77	21,09	3,6510	58,7270	58,73	16 Larsson, Peter
4	52	23,73	2,1913	35,2476	35,25	20 Forslund, Tony

# STANDARD -- Overall Stage Results

## SweDen Cup 1

Printed april 5, 2009 at 19:29



### Stage 5 -- Magnus bana

	PTS	TIME	HIT FACTOR	STAGE POINTS	STAGE PERCENT	COMPETITOR # Name
1	90	16,02	5,6180	100,0000	100,00	10 Bäckström, Mats O
2	96	20,07	4,7833	85,1420	85,14	3 Parasidis, Matheos
3	96	20,35	4,7174	83,9705	83,97	48 Hvass, Örjan
4	90	21,19	4,2473	75,6017	75,60	50 Östling, Mikael
5	98	23,09	4,2443	75,5479	75,55	77 Hermander, Tomas
6	98	23,46	4,1773	74,3564	74,36	13 Glad, Kalle
7	96	23,90	4,0167	71,4979	71,50	18 Nilsson, Ola
8	95	23,68	4,0118	71,4105	71,41	19 Gustafsson, Mattias
9	92	23,22	3,9621	70,5254	70,53	44 Nilsson, Daniel
10	84	21,67	3,8763	68,9986	69,00	28 Hjelm, Thomas
11	98	25,88	3,7867	67,4034	67,40	37 Karlsson, Andreas
12	90	24,51	3,6720	65,3611	65,36	91 Walleen, Sigurd
13	85	23,68	3,5895	63,8936	63,89	15 Kastell, Peter
14	76	21,33	3,5631	63,4224	63,42	2 Schieck, Peter
15	96	28,29	3,3934	60,4030	60,40	56 Thörnberg, Jimmy
16	77	23,25	3,3118	58,9505	58,95	55 Ingemarsson, Lars-Åke
17	86	26,05	3,3013	58,7639	58,76	81 Sundh, Karl-Johan
18	67	20,35	3,2924	58,6044	58,60	17 Holmberg, Daniel
19	94	28,67	3,2787	58,3607	58,36	63 Borg, Björn
20	92	29,40	3,1293	55,7007	55,70	36 Roijer, Johan
21	94	30,20	3,1126	55,4040	55,40	51 Persson, John
22	84	27,37	3,0691	54,6292	54,63	79 Rigtrup, Jørgen
23	94	30,78	3,0539	54,3600	54,36	35 Odgaard-Nexe, Adam
24	79	26,51	2,9800	53,0441	53,04	100 Petersen, Kristian H
25	77	26,66	2,8882	51,4104	51,41	99 Frederiksen, Rene
26	80	29,04	2,7548	49,0358	49,04	29 Andersen, Peter Munk
27	77	28,21	2,7295	48,5856	48,59	40 Wysiacki, Roger
28	71	27,03	2,6267	46,7555	46,76	27 Sandberg, Jens
29	86	33,35	2,5787	45,9010	45,90	38 Krook, Oscar
30	70	30,18	2,3194	41,2856	41,29	45 Sandberg, Anders
31	59	28,57	2,0651	36,7588	36,76	47 Hallberg, Martin
32	48	23,59	2,0348	36,2187	36,22	68 Hakestam, Peter
33	65	37,83	1,7182	30,5842	30,58	42 Nordbeck, Patrik
34	63	54,40	1,1581	20,6140	20,61	1 Lindfors, Björn
35	54	46,92	1,1509	20,4859	20,49	21 Tollbom, Örjan

# PRODUCTION -- Overall Stage Results

## SweDen Cup 1

Printed april 5, 2009 at 19:29



### Stage 5 -- Magnus bana

	PTS	TIME	HIT FACTOR	STAGE POINTS	STAGE PERCENT	COMPETITOR # Name
1	88	16,94	5,1948	100,0000	100,00	85 Gyllenberg, Rasmus
2	96	19,97	4,8072	92,5388	92,54	25 Hjelm, Tommy
3	86	18,64	4,6137	88,8144	88,81	73 Gustavsson, Lars
4	84	18,36	4,5752	88,0719	88,07	102 Hagemann, Lars
5	94	20,70	4,5411	87,4155	87,42	58 Larsen, Søren
6	90	20,17	4,4621	85,8949	85,89	76 Björk, Jörgen
7	98	22,71	4,3153	83,0691	83,07	62 Fristrup, Klaus
8	100	24,09	4,1511	79,9087	79,91	67 Tiensuu, Roger
9	82	19,99	4,1021	78,9645	78,96	6 Göthager, Andreas
10	98	25,39	3,8598	74,3009	74,30	72 Månsson, Martin
11	92	23,85	3,8574	74,2558	74,26	24 Rånge, Niklas
12	92	24,29	3,7876	72,9107	72,91	4 Söderholm, Håkan T
13	94	24,91	3,7736	72,6415	72,64	32 Gunnarsson, Martin
14	98	26,02	3,7663	72,5019	72,50	39 Gustafsson, Rickard
15	88	23,97	3,6713	70,6717	70,67	46 Saxhøj, Ulrik
16	94	25,85	3,6364	70,0000	70,00	8 Petrovic, Sasa
17	94	27,32	3,4407	66,2335	66,23	80 Strandberg, Anders
18	92	26,78	3,4354	66,1314	66,13	84 Kronbäck, Christian
19	96	28,90	3,3218	63,9446	63,94	33 Wessman, Micke
20	86	27,10	3,1734	61,0886	61,09	26 Lindskog, Olof
21	73	24,57	2,9711	57,1937	57,19	69 Timofejeff, Andrej
22	98	33,26	2,9465	56,7198	56,72	7 Hedin, Per-Olof
23	88	30,02	2,9314	56,4290	56,43	61 Jensen, Christian D
24	94	32,29	2,9111	56,0390	56,04	60 Berg, Ulf
25	100	35,16	2,8441	54,7497	54,75	30 Karlsson, Mats
26	88	32,19	2,7338	52,6250	52,63	23 Appelkvist, Magnus
27	74	27,08	2,7326	52,6034	52,60	54 Heidelberg, Carsten
28	74	27,10	2,7306	52,5646	52,56	14 Andersson, Robert
29	63	23,57	2,6729	51,4531	51,45	22 Stureborn, Fredrik
30	90	34,25	2,6277	50,5839	50,58	94 Juul, Claus
31	92	37,97	2,4230	46,6421	46,64	78 Höglund, Peter
32	80	33,15	2,4133	46,4555	46,46	57 Selimaj, Enver
33	88	36,81	2,3907	46,0201	46,02	88 Henneberg, Claus K
34	84	35,44	2,3702	45,6264	45,63	9 Luckmann, Rasmus
35	92	38,92	2,3638	45,5036	45,50	95 Trepic, Alen
36	48	21,42	2,2409	43,1373	43,14	5 Rohlen, Anders
37	67	31,36	2,1365	41,1272	41,13	75 Ryberg, Per
38	94	44,29	2,1224	40,8557	40,86	70 Strömberg, Andreas
39	67	32,10	2,0872	40,1791	40,18	86 Wendeklint, Tony
40	78	40,23	1,9389	37,3229	37,32	89 Zigovic, Dzibo
41	90	49,36	1,8233	35,0993	35,10	101 Sjökvist, Jimmy
42	44	26,84	1,6393	31,5574	31,56	53 Barkman, Niklas
43	57	37,75	1,5099	29,0662	29,07	97 Skjoldager, Gert
44	55	43,91	1,2526	24,1118	24,11	90 Karlsson, Tony
45	44	35,94	1,2243	23,5671	23,57	93 Jönsson, Lars

# REVOLVER (STANDARD) -- Overall Stage Results

## SweDen Cup 1

Printed april 5, 2009 at 19:29



### Stage 5 -- Magnus bana

	<b>PTS</b>	<b>TIME</b>	<b>HIT FACTOR</b>	<b>STAGE POINTS</b>	<b>STAGE PERCENT</b>	<b>COMPETITOR # Name</b>
1	91	29,62	3,0722	100,0000	100,00	43 Wennerbom, Anders
2	96	36,39	2,6381	85,8683	85,87	52 Lindfors, Anders
3	95	36,59	2,5963	84,5094	84,51	59 Nielsen, Steen Pico
4	96	37,73	2,5444	82,8186	82,82	34 Jensen, Hans Jörgen
5	92	48,94	1,8799	61,1882	61,19	49 Hellström, Tomas

# OPEN -- Overall Stage Results

## SweDen Cup 1

Printed april 5, 2009 at 19:29



### Stage 6 -- Bunkern

	<b>PTS</b>	<b>TIME</b>	<b>HIT FACTOR</b>	<b>STAGE POINTS</b>	<b>STAGE PERCENT</b>	<b>COMPETITOR # Name</b>
1	69	9,82	7,0265	70,0000	100,00	11 Tran, Faj
2	51	10,56	4,8295	48,1135	68,73	65 Saltin, Robert
3	67	14,51	4,6175	46,0011	65,72	16 Larsson, Peter
4	61	21,71	2,8098	27,9918	39,99	20 Forslund, Tony

# STANDARD -- Overall Stage Results

## SweDen Cup 1

Printed april 5, 2009 at 19:29



### Stage 6 -- Bunkern

	PTS	TIME	HIT FACTOR	STAGE POINTS	STAGE PERCENT	COMPETITOR # Name
1	68	10,22	6,6536	70,0000	100,00	10 Bäckström, Mats O
2	66	10,94	6,0329	63,4697	90,67	19 Gustafsson, Mattias
3	68	11,69	5,8169	61,1976	87,43	100 Petersen, Kristian H
4	66	11,69	5,6459	59,3977	84,85	50 Östling, Mikael
5	64	12,05	5,3112	55,8770	79,82	2 Schieck, Peter
6	67	12,66	5,2923	55,6777	79,54	44 Nilsson, Daniel
7	65	12,36	5,2589	55,3267	79,04	27 Sandberg, Jens
8	65	12,95	5,0193	52,8060	75,44	17 Holmberg, Daniel
9	66	13,76	4,7965	50,4621	72,09	77 Hermander, Tomas
10	66	13,87	4,7585	50,0619	71,52	48 Hvass, Örjan
11	69	15,02	4,5939	48,3303	69,04	63 Borg, Björn
12	68	15,07	4,5123	47,4718	67,82	13 Glad, Kalle
13	70	15,73	4,4501	46,8176	66,88	47 Hallberg, Martin
14	62	14,20	4,3662	45,9350	65,62	18 Nilsson, Ola
15	68	15,88	4,2821	45,0504	64,36	36 Roijer, Johan
16	64	14,96	4,2781	45,0079	64,30	79 Rigtrup, Jørgen
17	66	15,72	4,1985	44,1704	63,10	91 Walleen, Sigurd
18	64	15,44	4,1451	43,6087	62,30	56 Thörnberg, Jimmy
19	64	15,85	4,0379	42,4806	60,69	35 Odgaard-Nexe, Adam
20	66	16,45	4,0122	42,2103	60,30	28 Hjelm, Thomas
21	58	15,00	3,8667	40,6796	58,11	37 Karlsson, Andreas
22	58	15,14	3,8309	40,3034	57,58	99 Frederiksen, Rene
23	66	17,40	3,7931	39,9057	57,01	15 Kastell, Peter
24	62	16,66	3,7215	39,1523	55,93	29 Andersen, Peter Munk
25	55	16,41	3,3516	35,2610	50,37	81 Sundh, Karl-Johan
26	47	15,17	3,0982	32,5951	46,56	38 Krook, Oscar
27	48	15,51	3,0948	32,5589	46,51	55 Ingemarsson, Lars-Åke
28	45	15,07	2,9861	31,4152	44,88	40 Wysiecki, Roger
29	54	19,58	2,7579	29,0149	41,45	51 Persson, John
30	37	13,68	2,7047	28,4548	40,65	3 Parasidis, Matheos
31	49	18,62	2,6316	27,6858	39,55	45 Sandberg, Anders
32	33	12,65	2,6087	27,4450	39,21	68 Hakestam, Peter
33	47	20,41	2,3028	24,2267	34,61	42 Nordbeck, Patrik
34	70	30,64	2,2846	24,0353	34,34	21 Tollbom, Örjan
35	66	31,85	2,0722	21,8009	31,14	1 Lindfors, Björn

# PRODUCTION -- Overall Stage Results

## SweDen Cup 1

Printed april 5, 2009 at 19:29




### Stage 6 -- Bunkern

	PTS	TIME	HIT FACTOR	STAGE POINTS	STAGE PERCENT	COMPETITOR # Name
1	64	10,43	6,1361	70,0000	100,00	85 Gyllenberg, Rasmus
2	68	11,10	6,1261	69,8857	99,84	76 Björk, Jörgen
3	68	11,73	5,7971	66,1322	94,47	25 Hjelm, Tommy
4	70	12,68	5,5205	62,9769	89,97	58 Larsen, Søren
5	70	13,30	5,2632	60,0411	85,77	6 Göthager, Andreas
6	68	13,92	4,8851	55,7278	79,61	67 Tiensuu, Roger
7	62	12,73	4,8704	55,5604	79,37	62 Fristrup, Klaus
8	64	13,99	4,5747	52,1873	74,55	22 Stureborn, Fredrik
9	64	14,28	4,4818	51,1275	73,04	84 Kronbäck, Christian
10	64	14,60	4,3836	50,0069	71,44	61 Jensen, Christian D
11	62	14,32	4,3296	49,3914	70,56	46 Saxhøj, Ulrik
12	66	15,42	4,2802	48,8272	69,75	72 Månsson, Martin
13	64	14,98	4,2724	48,7383	69,63	54 Heidelberg, Carsten
14	66	15,60	4,2308	48,2638	68,95	80 Strandberg, Anders
15	64	15,16	4,2216	48,1596	68,80	53 Barkman, Niklas
16	52	12,50	4,1600	47,4565	67,79	73 Gustavsson, Lars
17	70	17,03	4,1104	46,8906	66,99	33 Wessman, Micke
18	60	14,62	4,1040	46,8173	66,88	23 Appelkvist, Magnus
19	64	15,95	4,0125	45,7743	65,39	4 Söderholm, Håkan T
20	64	16,50	3,8788	44,2485	63,21	24 Rånge, Niklas
21	70	19,02	3,6803	41,9846	59,98	39 Gustafsson, Rickard
22	47	12,78	3,6776	41,9536	59,93	102 Hagemann, Lars
23	60	16,63	3,6079	41,1587	58,80	69 Timofejeff, Andrej
24	56	15,63	3,5829	40,8725	58,39	14 Andersson, Robert
25	70	19,68	3,5569	40,5766	57,97	89 Zigovic, Dzibo
26	60	16,94	3,5419	40,4055	57,72	94 Juul, Claus
27	62	18,29	3,3898	38,6706	55,24	57 Selimaj, Enver
28	70	21,68	3,2288	36,8333	52,62	60 Berg, Ulf
29	64	20,68	3,0948	35,3046	50,44	7 Hedin, Per-Olof
30	68	22,76	2,9877	34,0831	48,69	95 Trepic, Alen
31	64	22,21	2,8816	32,8726	46,96	86 Wendeklint, Tony
32	50	20,68	2,4178	27,5818	39,40	9 Luckmann, Rasmus
33	49	20,70	2,3671	27,0040	38,58	75 Ryberg, Per
34	53	23,39	2,2659	25,8493	36,93	93 Jönsson, Lars
35	30	13,26	2,2624	25,8095	36,87	8 Petrovic, Sasa
36	37	16,94	2,1842	24,9167	35,60	26 Lindskog, Olof
37	66	30,80	2,1429	24,4453	34,92	78 Höglund, Peter
38	70	34,43	2,0331	23,1933	33,13	101 Sjökvist, Jimmy
39	35	17,39	2,0127	22,9599	32,80	5 Rohlen, Anders
40	34	18,20	1,8681	21,3113	30,44	30 Karlsson, Mats
41	30	18,08	1,6593	18,9289	27,04	88 Henneberg, Claus K
42	34	21,75	1,5632	17,8329	25,48	70 Strömberg, Andreas
43	32	29,16	1,0974	12,5189	17,88	90 Karlsson, Tony
44	9	16,03	0,5614	6,4049	9,15	32 Gunnarsson, Martin
45	15	38,41	0,3905	4,4550	6,36	97 Skjoldager, Gert

# REVOLVER (STANDARD) -- Overall Stage Results

## SweDen Cup 1

Printed april 5, 2009 at 19:29



### Stage 6 -- Bunkern

	<b>PTS</b>	<b>TIME</b>	<b>HIT FACTOR</b>	<b>STAGE POINTS</b>	<b>STAGE PERCENT</b>	<b>COMPETITOR # Name</b>
1	69	23,32	2,9588	70,0000	100,00	34 Jensen, Hans Jörgen
2	54	18,80	2,8723	67,9537	97,08	52 Lindfors, Anders
3	68	23,68	2,8716	67,9367	97,05	43 Wennerbom, Anders
4	68	24,46	2,7800	65,7703	93,96	49 Hellström, Tomas
5	51	22,08	2,3098	54,6448	78,06	59 Nielsen, Steen Pico

# OPEN -- Overall Stage Results

## SweDen Cup 1

Printed april 5, 2009 at 19:29



### Stage 7 -- Rullebören

	<b>PTS</b>	<b>TIME</b>	<b>HIT FACTOR</b>	<b>STAGE POINTS</b>	<b>STAGE PERCENT</b>	<b>COMPETITOR # Name</b>
1	40	4,48	8,9286	40,0000	100,00	11 Tran, Faj
2	40	4,87	8,2136	36,7967	91,99	65 Saltin, Robert
3	38	4,86	7,8189	35,0288	87,57	16 Larsson, Peter
4	24	5,76	4,1667	18,6667	46,67	20 Forslund, Tony

# STANDARD -- Overall Stage Results

## SweDen Cup 1

Printed april 5, 2009 at 19:29



### Stage 7 -- Rullebören

	PTS	TIME	HIT FACTOR	STAGE POINTS	STAGE PERCENT	COMPETITOR # Name
1	38	5,08	7,4803	40,0000	100,00	2 Schieck, Peter
2	37	5,38	6,8773	36,7756	91,94	19 Gustafsson, Mattias
3	39	5,77	6,7591	36,1434	90,36	55 Ingemarsson, Lars-Åke
4	40	6,76	5,9172	31,6412	79,10	37 Karlsson, Andreas
5	37	6,30	5,8730	31,4052	78,51	77 Hermander, Tomas
6	39	6,65	5,8647	31,3605	78,40	44 Nilsson, Daniel
7	40	7,03	5,6899	30,4260	76,06	81 Sundh, Karl-Johan
8	38	6,72	5,6548	30,2381	75,60	48 Hvass, Örjan
9	38	6,74	5,6380	30,1484	75,37	18 Nilsson, Ola
10	32	6,14	5,2117	27,8690	69,67	47 Hallberg, Martin
11	38	7,47	5,0870	27,2021	68,01	50 Östling, Mikael
12	37	7,36	5,0272	26,8822	67,21	36 Roijer, Johan
13	38	7,98	4,7619	25,4637	63,66	40 Wysiacki, Roger
14	35	7,77	4,5045	24,0872	60,22	15 Kastell, Peter
15	38	8,62	4,4084	23,5731	58,93	35 Odgaard-Nexe, Adam
16	35	8,36	4,1866	22,3873	55,97	3 Parasidis, Matheos
17	34	8,42	4,0380	21,5927	53,98	91 Walleen, Sigurd
18	30	8,48	3,5377	18,9176	47,29	28 Hjelm, Thomas
19	34	9,85	3,4518	18,4579	46,14	79 Rigtrup, Jørgen
20	23	6,68	3,4431	18,4116	46,03	10 Bäckström, Mats O
21	26	7,91	3,2870	17,5767	43,94	56 Thörnberg, Jimmy
22	22	7,63	2,8834	15,4184	38,55	17 Holmberg, Daniel
23	19	7,94	2,3929	12,7960	31,99	99 Frederiksen, Rene
24	24	10,86	2,2099	11,8174	29,54	68 Hakestam, Peter
25	36	18,42	1,9544	10,4509	26,13	42 Nordbeck, Patrik
26	34	18,19	1,8692	9,9951	24,99	1 Lindfors, Björn
27	19	10,27	1,8500	9,8929	24,73	13 Glad, Kalle
28	11	6,08	1,8092	9,6745	24,19	27 Sandberg, Jens
29	10	6,19	1,6155	8,6387	21,60	100 Petersen, Kristian H
30	28	19,08	1,4675	7,8473	19,62	21 Tollbom, Örjan
31	20	17,99	1,1117	5,9448	14,86	51 Persson, John
32	20	19,45	1,0283	5,4986	13,75	29 Andersen, Peter Munk
33	4	6,94	0,5764	3,0821	7,71	45 Sandberg, Anders
34	5	9,78	0,5112	2,7338	6,83	38 Krook, Oscar
35	0	12,73	0,0000	0,0000	0,00	63 Borg, Björn

# PRODUCTION -- Overall Stage Results

## SweDen Cup 1

Printed april 5, 2009 at 19:29




### Stage 7 -- Rullebören

	PTS	TIME	HIT FACTOR	STAGE POINTS	STAGE PERCENT	COMPETITOR # Name
1	40	5,33	7,5047	40,0000	100,00	102 Hagemann, Lars
2	38	5,35	7,1028	37,8579	94,64	25 Hjelm, Tommy
3	40	5,87	6,8143	36,3203	90,80	76 Björk, Jörgen
4	36	6,22	5,7878	30,8489	77,12	73 Gustavsson, Lars
5	36	6,36	5,6604	30,1698	75,42	46 Saxhøj, Ulrik
6	40	7,88	5,0761	27,0558	67,64	22 Stureborn, Fredrik
7	34	6,73	5,0520	26,9272	67,32	85 Gyllenberg, Rasmus
8	34	6,76	5,0296	26,8077	67,02	58 Larsen, Søren
9	38	7,81	4,8656	25,9334	64,83	6 Göthager, Andreas
10	34	7,06	4,8159	25,6686	64,17	72 Månsson, Martin
11	38	8,17	4,6512	24,7907	61,98	23 Appelkvist, Magnus
12	36	7,89	4,5627	24,3194	60,80	24 Rånge, Niklas
13	34	8,07	4,2131	22,4560	56,14	5 Rohlen, Anders
14	36	9,04	3,9823	21,2257	53,06	54 Heidelberg, Carsten
15	32	8,16	3,9216	20,9020	52,25	97 Skjoldager, Gert
16	40	10,35	3,8647	20,5990	51,50	67 Tiensuu, Roger
17	34	9,02	3,7694	20,0909	50,23	33 Wessman, Micke
18	36	9,58	3,7578	20,0292	50,07	30 Karlsson, Mats
19	38	10,20	3,7255	19,8569	49,64	95 Trepic, Alen
20	38	10,22	3,7182	19,8180	49,55	80 Strandberg, Anders
21	38	10,28	3,6965	19,7023	49,26	39 Gustafsson, Rickard
22	36	10,38	3,4682	18,4855	46,21	7 Hedin, Per-Olof
23	23	6,77	3,3973	18,1078	45,27	14 Andersson, Robert
24	32	9,57	3,3438	17,8224	44,56	4 Söderholm, Håkan T
25	21	6,59	3,1866	16,9848	42,46	8 Petrovic, Sasa
26	40	12,70	3,1496	16,7874	41,97	70 Strömberg, Andreas
27	25	8,41	2,9727	15,8442	39,61	62 Fristrup, Klaus
28	38	13,55	2,8044	14,9476	37,37	94 Juul, Claus
29	21	7,81	2,6889	14,3316	35,83	61 Jensen, Christian D
30	34	12,67	2,6835	14,3031	35,76	32 Gunnarsson, Martin
31	23	8,74	2,6316	14,0263	35,07	84 Kronbäck, Christian
32	21	9,57	2,1944	11,6959	29,24	93 Jönsson, Lars
33	34	15,53	2,1893	11,6690	29,17	89 Zigovic, Dzibo
34	19	9,18	2,0697	11,0316	27,58	88 Henneberg, Claus K
35	28	15,07	1,8580	9,9031	24,76	75 Ryberg, Per
36	23	14,71	1,5636	8,3338	20,83	26 Lindskog, Olof
37	22	14,63	1,5038	8,0150	20,04	78 Höglund, Peter
38	13	10,49	1,2393	6,6053	16,51	9 Luckmann, Rasmus
39	21	17,18	1,2224	6,5151	16,29	53 Barkman, Niklas
40	6	6,44	0,9317	4,9658	12,41	69 Timofejeff, Andrej
41	4	15,36	0,2604	1,3880	3,47	101 Sjökvist, Jimmy
42	0	20,08	0,0000	0,0000	0,00	86 Wendeklint, Tony
43	0	15,09	0,0000	0,0000	0,00	57 Selimaj, Enver
44	0	38,06	0,0000	0,0000	0,00	90 Karlsson, Tony
45	0	10,70	0,0000	0,0000	0,00	60 Berg, Ulf

# REVOLVER (STANDARD) -- Overall Stage Results

## SweDen Cup 1

Printed april 5, 2009 at 19:29



### Stage 7 -- Rullebören

	<b>PTS</b>	<b>TIME</b>	<b>HIT FACTOR</b>	<b>STAGE POINTS</b>	<b>STAGE PERCENT</b>	<b>COMPETITOR # Name</b>
1	39	10,34	3,7718	40,0000	100,00	52 Lindfors, Anders
2	37	14,72	2,5136	26,6569	66,64	59 Nielsen, Steen Pico
3	24	13,62	1,7621	18,6875	46,72	43 Wennerbom, Anders
4	36	23,07	1,5605	16,5490	41,37	34 Jensen, Hans Jörgen
5	0	39,65	0,0000	0,0000	0,00	49 Hellström, Tomas

# OPEN -- Overall Stage Results

## SweDen Cup 1

Printed april 5, 2009 at 19:29



### Stage 8 -- Station 8

	<b>PTS</b>	<b>TIME</b>	<b>HIT FACTOR</b>	<b>STAGE POINTS</b>	<b>STAGE PERCENT</b>	<b>COMPETITOR # Name</b>
1	30	4,17	7,1942	30,0000	100,00	65 Saltin, Robert
2	3	5,76	0,5208	2,1719	7,24	20 Forslund, Tony
3	0	4,47	0,0000	0,0000	0,00	16 Larsson, Peter
4	0	5,00	0,0000	0,0000	0,00	11 Tran, Faj

# STANDARD -- Overall Stage Results

## SweDen Cup 1

Printed april 5, 2009 at 19:29



### Stage 8 -- Station 8

	PTS	TIME	HIT FACTOR	STAGE POINTS	STAGE PERCENT	COMPETITOR # Name
1	28	4,35	6,4368	30,0000	100,00	17 Holmberg, Daniel
2	28	4,74	5,9072	27,5316	91,77	10 Bäckström, Mats O
3	29	5,25	5,5238	25,7449	85,82	2 Schieck, Peter
4	28	5,08	5,5118	25,6890	85,63	55 Ingemarsson, Lars-Åke
5	30	5,79	5,1813	24,1488	80,50	77 Hermander, Tomas
6	30	5,91	5,0761	23,6584	78,86	28 Hjelm, Thomas
7	30	6,10	4,9180	22,9215	76,41	44 Nilsson, Daniel
8	28	5,71	4,9037	22,8546	76,18	19 Gustafsson, Mattias
9	29	5,94	4,8822	22,7543	75,85	63 Borg, Björn
10	29	6,05	4,7934	22,3406	74,47	35 Odgaard-Nexe, Adam
11	28	6,21	4,5089	21,0145	70,05	81 Sundh, Karl-Johan
12	30	6,81	4,4053	20,5318	68,44	36 Roijer, Johan
13	26	6,00	4,3333	20,1964	67,32	100 Petersen, Kristian H
14	24	6,22	3,8585	17,9835	59,94	15 Kastell, Peter
15	29	7,57	3,8309	17,8548	59,52	18 Nilsson, Ola
16	28	7,32	3,8251	17,8279	59,43	91 Walleen, Sigurd
17	30	8,37	3,5842	16,7051	55,68	38 Krook, Oscar
18	28	7,88	3,5533	16,5609	55,20	56 Thörnberg, Jimmy
19	26	7,32	3,5519	16,5544	55,18	51 Persson, John
20	30	9,09	3,3003	15,3819	51,27	45 Sandberg, Anders
21	18	6,36	2,8302	13,1907	43,97	47 Hallberg, Martin
22	28	10,08	2,7778	12,9464	43,15	40 Wysiacki, Roger
23	14	5,50	2,5455	11,8636	39,55	27 Sandberg, Jens
24	13	5,30	2,4528	11,4319	38,11	50 Östling, Mikael
25	22	14,22	1,5471	7,2107	24,04	42 Nordbeck, Patrik
26	15	10,96	1,3686	6,3787	21,26	1 Lindfors, Björn
27	4	4,62	0,8658	4,0353	13,45	68 Hakestam, Peter
28	7	9,65	0,7254	3,3808	11,27	29 Andersen, Peter Munk
29	2	5,98	0,3344	1,5588	5,20	37 Karlsson, Andreas
30	1	5,53	0,1808	0,8428	2,81	13 Glad, Kalle
31	1	5,69	0,1757	0,8191	2,73	99 Frederiksen, Rene
32	0	8,21	0,0000	0,0000	0,00	79 Rigtrup, Jørgen
33	0	6,39	0,0000	0,0000	0,00	48 Hvass, Örjan
34	0	5,51	0,0000	0,0000	0,00	3 Parasidis, Matheos
35	0	9,48	0,0000	0,0000	0,00	21 Tollbom, Örjan

# PRODUCTION -- Overall Stage Results

## SweDen Cup 1

Printed april 5, 2009 at 19:29




### Stage 8 -- Station 8

	PTS	TIME	HIT FACTOR	STAGE POINTS	STAGE PERCENT	COMPETITOR # Name
1	28	4,39	6,3781	30,0000	100,00	85 Gyllenberg, Rasmus
2	26	4,20	6,1905	29,1173	97,06	102 Hagemann, Lars
3	28	5,34	5,2434	24,6629	82,21	67 Tiensuu, Roger
4	28	5,49	5,1002	23,9891	79,96	5 Rohlen, Anders
5	30	6,50	4,6154	21,7088	72,36	24 Rånge, Niklas
6	30	6,57	4,5662	21,4775	71,59	30 Karlsson, Mats
7	30	6,63	4,5249	21,2831	70,94	61 Jensen, Christian D
8	28	6,23	4,4944	21,1396	70,47	6 Göthager, Andreas
9	24	5,57	4,3088	20,2667	67,56	4 Söderholm, Håkan T
10	26	6,23	4,1734	19,6297	65,43	32 Gunnarsson, Martin
11	30	7,21	4,1609	19,5710	65,24	9 Luckmann, Rasmus
12	30	7,41	4,0486	19,0428	63,48	22 Stureborn, Fredrik
13	30	7,76	3,8660	18,1839	60,61	75 Ryberg, Per
14	26	7,09	3,6671	17,2486	57,50	84 Kronbäck, Christian
15	20	5,51	3,6298	17,0729	56,91	62 Fristrup, Klaus
16	28	8,54	3,2787	15,4215	51,41	93 Jönsson, Lars
17	28	8,92	3,1390	14,7646	49,22	86 Wendeklint, Tony
18	20	6,89	2,9028	13,6533	45,51	76 Björk, Jörgen
19	24	8,33	2,8812	13,5517	45,17	78 Höglund, Peter
20	26	9,32	2,7897	13,1216	43,74	57 Selimaj, Enver
21	24	8,74	2,7460	12,9160	43,05	7 Hedin, Per-Olof
22	18	6,93	2,5974	12,2171	40,72	80 Strandberg, Anders
23	20	8,01	2,4969	11,7442	39,15	97 Skjoldager, Gert
24	11	4,59	2,3965	11,2722	37,57	25 Hjelm, Tommy
25	15	6,67	2,2489	10,5777	35,26	8 Petrovic, Sasa
26	15	7,43	2,0188	9,4958	31,65	26 Lindskog, Olof
27	13	6,47	2,0093	9,4508	31,50	46 Saxhøj, Ulrik
28	22	11,14	1,9749	9,2889	30,96	88 Henneberg, Claus K
29	13	6,66	1,9520	9,1811	30,60	54 Heidelberg, Carsten
30	11	5,71	1,9264	9,0612	30,20	69 Timofejeff, Andrej
31	11	6,09	1,8062	8,4958	28,32	72 Månsson, Martin
32	18	9,98	1,8036	8,4834	28,28	73 Gustavsson, Lars
33	5	6,77	0,7386	3,4738	11,58	53 Barkman, Niklas
34	5	9,77	0,5118	2,4072	8,02	89 Zigovic, Dzibo
35	3	6,35	0,4724	2,2222	7,41	33 Wessman, Micke
36	5	10,83	0,4617	2,1715	7,24	90 Karlsson, Tony
37	3	7,74	0,3876	1,8231	6,08	23 Appelkvist, Magnus
38	0	5,51	0,0000	0,0000	0,00	14 Andersson, Robert
39	0	7,33	0,0000	0,0000	0,00	70 Strömberg, Andreas
40	0	20,55	0,0000	0,0000	0,00	101 Sjökvist, Jimmy
41	0	10,84	0,0000	0,0000	0,00	95 Trepic, Alen
42	0	9,19	0,0000	0,0000	0,00	60 Berg, Ulf
43	0	8,11	0,0000	0,0000	0,00	94 Juul, Claus
44	0	4,40	0,0000	0,0000	0,00	58 Larsen, Søren
45	0	7,17	0,0000	0,0000	0,00	39 Gustafsson, Rickard

# REVOLVER (STANDARD) -- Overall Stage Results

## SweDen Cup 1

Printed april 5, 2009 at 19:29



### Stage 8 -- Station 8

	<b>PTS</b>	<b>TIME</b>	<b>HIT FACTOR</b>	<b>STAGE POINTS</b>	<b>STAGE PERCENT</b>	<b>COMPETITOR # Name</b>
1	30	9,92	3,0242	30,0000	100,00	52 Lindfors, Anders
2	28	12,92	2,1672	21,4985	71,66	59 Nielsen, Steen Pico
3	14	6,56	2,1341	21,1707	70,57	43 Wennerbom, Anders
4	20	25,82	0,7746	7,6840	25,61	49 Hellström, Tomas
5	2	6,89	0,2903	2,8795	9,60	34 Jensen, Hans Jörgen

# SweDen Cup 1

Printed april 5, 2009 at 19:29



## Disqualified Shooters

<b>No.</b>	<b>Name</b>
------------	-------------

71	Magnevall, Anders
92	Stanley, Per
98	Törnqvist, Morgan