

OPEN -- Overall Stage Results

Sandaknallen 2009

Printed augusti 9, 2009 at 15:05



Stage 1 -- 1

	PTS	TIME	HIT FACTOR	STAGE POINTS	STAGE PERCENT	COMPETITOR # Name
1	42	5,55	7,5676	45,0000	100,00	83 Sparby, Frank
2	39	5,48	7,1168	42,3195	94,04	41 Lee, Kyrre
3	43	6,07	7,0840	42,1246	93,61	70 Skoog, Lars-Tony
4	41	5,98	6,8562	40,7698	90,60	67 Samuelsen, Thomas
5	39	5,80	6,7241	39,9846	88,85	38 Haugli, Steinar
6	38	5,76	6,5972	39,2299	87,18	187 Nordberg, Johan
7	40	6,29	6,3593	37,8151	84,03	99 Hanhirova, Johannes
8	37	6,21	5,9581	35,4296	78,73	175 Johansen, Are
9	40	6,75	5,9259	35,2381	78,31	138 Wesstøl, Stein
10	41	6,96	5,8908	35,0293	77,84	77 Larsson, Peter
11	40	6,80	5,8824	34,9790	77,73	153 Lie, Hans Petter
12	42	7,46	5,6300	33,4786	74,40	45 Kløv, Morten
13	37	6,66	5,5556	33,0357	73,41	145 Herregarden, Jan Erik
14	39	7,17	5,4393	32,3446	71,88	183 Olsen, Rino
15	40	7,37	5,4274	32,2737	71,72	131 Larning, Bjarne
16	35	6,83	5,1245	30,4722	67,72	3 Werner, Mattias
17	38	7,46	5,0938	30,2901	67,31	71 Johansen, Roger
18	40	8,05	4,9689	29,5475	65,66	79 Skog, Bjørn
19	40	8,39	4,7676	28,3501	63,00	1 Karlsson, Christer
20	41	8,77	4,6750	27,7997	61,78	6 Bergström, Ronny
21	38	8,70	4,3678	25,9729	57,72	150 Lönn, Rolf
22	41	9,46	4,3340	25,7721	57,27	173 Lunde, Tom André
23	40	9,72	4,1152	24,4709	54,38	207 Molin, Marcus
24	26	6,34	4,1009	24,3860	54,19	120 Micaelsen, Sander
25	24	6,01	3,9933	23,7461	52,77	201 Loe, Hans Roger
26	34	8,55	3,9766	23,6466	52,55	174 Nilsen, Bengt
27	36	9,15	3,9344	23,3958	51,99	31 Reyes, Johnny
28	38	9,68	3,9256	23,3434	51,87	80 Forslund, Tony
29	39	9,94	3,9235	23,3311	51,85	78 Wiel, Elisabeth
30	41	10,87	3,7718	22,4290	49,84	49 Krako, Lene
31	25	6,70	3,7313	22,1882	49,31	178 Solberg, Richard
32	39	10,49	3,7178	22,1078	49,13	44 Roos, Gunnar
33	24	9,11	2,6345	15,6657	34,81	21 Sandberg, Carl Erik
34	40	15,39	2,5991	15,4553	34,35	217 Myhra, Svein erik
35	36	14,12	2,5496	15,1609	33,69	156 Owe, Geir
36	31	13,15	2,3574	14,0182	31,15	218 von Essen, Niclas
37	40	17,96	2,2272	13,2437	29,43	48 Sandås, Frank
38	22	10,55	2,0853	12,4001	27,56	15 Eliassen, Trond
39	10	5,22	1,9157	11,3916	25,31	14 Friberg, Glenn
40	10	7,36	1,3587	8,0794	17,95	227 Jacobsen, Jostein
41	18	16,47	1,0929	6,4988	14,44	215 Gregnert, Björn
42	21	21,13	0,9938	5,9098	13,13	193 Gjerstad, Sophus
43	0	9,66	0,0000	0,0000	0,00	2 Werner, Carl-Erik

STANDARD -- Overall Stage Results

Sandaknallen 2009

Printed augusti 9, 2009 at 15:05



Stage 1 -- 1

	PTS	TIME	HIT FACTOR	STAGE POINTS	STAGE PERCENT	COMPETITOR # Name
1	40	7,14	5,6022	45,0000	100,00	60 Vikeby, Rune
2	42	7,62	5,5118	44,2736	98,39	203 Karlsson, Kenneth
3	38	6,92	5,4913	44,1091	98,02	234 Syversen, Lars
4	39	7,34	5,3134	42,6795	94,84	52 Lundberg, Klas
5	43	8,45	5,0888	40,8754	90,83	137 Lindstedt, Lars
6	33	6,51	5,0691	40,7177	90,48	66 Birkjor, Ulrik
7	44	9,34	4,7109	37,8405	84,09	104 Parhammar, Mats
8	38	8,07	4,7088	37,8234	84,05	119 Drange, Bjarte
9	35	7,51	4,6605	37,4351	83,19	189 Lund, Bent
10	39	8,37	4,6595	37,4274	83,17	147 Östling, Mikael
11	36	8,43	4,2705	34,3025	76,23	35 Rudensten, Joakim
12	39	9,14	4,2670	34,2743	76,17	90 Holmberg, Daniel
13	41	9,79	4,1879	33,6397	74,75	25 Carlander, Mikael
14	41	9,90	4,1414	33,2659	73,92	102 Nakling, Hilde
15	39	9,53	4,0923	32,8717	73,05	146 Rönnerberg, Tom
16	41	10,23	4,0078	32,1928	71,54	210 Vangsnes, Per
17	41	10,25	4,0000	32,1300	71,40	36 Schieck, Peter
18	39	10,20	3,8235	30,7125	68,25	65 Christiansen, Anders
19	38	9,94	3,8229	30,7077	68,24	194 Revheim, Lars Kenneth
20	37	10,04	3,6853	29,6018	65,78	18 Lundgren, Thomas
21	23	6,25	3,6800	29,5596	65,69	53 Lundberg, Sven
22	38	10,36	3,6680	29,4628	65,47	124 Gregnert, Janne
23	41	11,21	3,6574	29,3785	65,29	12 Dahlman, Roland
24	25	7,31	3,4200	27,4709	61,05	202 Andersson, Robert
25	25	7,34	3,4060	27,3587	60,80	5 Bäckström, Mats O.
26	38	11,16	3,4050	27,3508	60,78	57 Nilsson, Ola
27	42	13,02	3,2258	25,9113	57,58	168 Paulsson, Johan
28	36	11,74	3,0664	24,6312	54,74	166 Røise, Ronny
29	20	6,70	2,9851	23,9776	53,28	33 Fristrup, Klaus
30	38	12,99	2,9253	23,4977	52,22	161 Ulriksen, Chris
31	23	7,94	2,8967	23,2679	51,71	54 Andersson, Hans
32	29	10,02	2,8942	23,2478	51,66	228 Lundberg, Peter
33	36	12,47	2,8869	23,1893	51,53	23 Hirvikallio, Risto
34	22	7,87	2,7954	22,4543	49,90	139 Hjelm, Thomas
35	29	10,39	2,7911	22,4199	49,82	8 Larsen, Søren
36	33	11,85	2,7848	22,3690	49,71	56 Glesnes, Kenneth
37	37	15,14	2,4439	19,6303	43,62	196 Sjöholm, Hans-Erik
38	34	14,09	2,4131	19,3829	43,07	110 Breigutua, Geir Ivar
39	24	10,37	2,3144	18,5902	41,31	135 Stigstedt, Michael
40	38	16,80	2,2619	18,1687	40,37	204 Matern-Lindewald, Henrik
41	28	14,35	1,9512	15,6732	34,83	199 Kaneröd, Joakim
42	19	10,22	1,8591	14,9332	33,18	97 Rönnerberg, Thomas
43	20	10,84	1,8450	14,8201	32,93	165 Holthe, Svein Ivar
44	20	11,13	1,7969	14,4340	32,08	46 Miklaheim, Fredrik
45	22	12,88	1,7081	13,7201	30,49	152 Poortman, Rune
46	28	16,50	1,6970	13,6309	30,29	148 Holst, Einar Johan

STANDARD -- Overall Stage Results

Sandaknallen 2009

Printed augusti 9, 2009 at 15:05



Stage 1 -- 1

	PTS	TIME	HIT FACTOR	STAGE POINTS	STAGE PERCENT	COMPETITOR # Name
47	19	12,98	1,4638	11,7579	26,13	123 Sandberg, Jens
48	24	16,54	1,4510	11,6554	25,90	86 Edfeldt, Katarina
49	16	11,06	1,4467	11,6203	25,82	242 Dahlbäck, Ola
50	13	9,26	1,4039	11,2767	25,06	95 Rönnerberg, Peter
51	33	24,18	1,3648	10,9625	24,36	182 Johansson, Örjan
52	12	9,62	1,2474	10,0197	22,27	109 Sand, Lars
53	16	13,09	1,2223	9,8182	21,82	245 Bäckstöröm, Bengt
54	14	12,17	1,1504	9,2403	20,53	112 Ingemarsson, Lars-Åke
55	14	12,19	1,1485	9,2252	20,50	89 Due, Dag Petter
56	18	23,31	0,7722	6,2027	13,78	100 Berg, Yvonne
57	10	13,68	0,7310	5,8717	13,05	206 Karlsson, Tony
58	5	7,73	0,6468	5,1957	11,55	22 Rissmann, Rune
59	8	15,35	0,5212	4,1863	9,30	108 Skårlid, Ola
60	7	14,02	0,4993	4,0105	8,91	192 Gjerstad, Bjørn
61	8	17,11	0,4676	3,7557	8,35	232 Lappi-Seppälä, Mikael
62	0	14,11	0,0000	0,0000	0,00	198 Hamrell, Marie
63	0	12,55	0,0000	0,0000	0,00	87 Edfeldt, Vincent
64	0	35,78	0,0000	0,0000	0,00	216 Rhule, William
65	0	14,82	0,0000	0,0000	0,00	233 Basic, Susan
66	0	37,59	0,0000	0,0000	0,00	157 Svensson, Joakim

PRODUCTION -- Overall Stage Results

Sandaknallen 2009

Printed augusti 9, 2009 at 15:05



Stage 1 -- 1

	PTS	TIME	HIT FACTOR	STAGE POINTS	STAGE PERCENT	COMPETITOR # Name
1	37	6,57	5,6317	45,0000	100,00	91 Ekstrand, Fredrik
2	35	6,55	5,3435	42,6975	94,88	101 Tran, Faj
3	33	6,29	5,2464	41,9218	93,16	73 Svedberg, Peter
4	41	8,34	4,9161	39,2820	87,29	205 Rasmussen, Per-Ola
5	41	8,48	4,8349	38,6335	85,85	125 Claesson, Joakim
6	41	8,69	4,7181	37,6999	83,78	28 Hagemann, Lars
7	37	8,09	4,5735	36,5451	81,21	42 Ekstedt, Stefan
8	41	9,57	4,2842	34,2332	76,07	185 Wildemo, Fredrik
9	41	10,00	4,1000	32,7612	72,80	180 Johansson, Mikael
10	41	10,00	4,1000	32,7612	72,80	50 Nilsson, Jesper
11	25	6,62	3,7764	30,1758	67,06	64 Schiefke, Gerhard
12	24	6,48	3,7037	29,5946	65,77	55 Säkki, Kristian
13	39	10,57	3,6897	29,4826	65,52	214 Wallin, Joakim
14	35	9,56	3,6611	29,2541	65,01	7 Solberg, Tom
15	37	10,29	3,5957	28,7318	63,85	141 Nilsson, Daniel
16	28	8,17	3,4272	27,3850	60,86	126 Gyllenberg, Rasmus
17	31	9,59	3,2325	25,8297	57,40	209 Erlandsen, Ole P.
18	33	10,41	3,1700	25,3302	56,29	191 Meyenberg Strøm, Simen
19	25	7,96	3,1407	25,0959	55,77	149 Gunnarsson, Robert
20	33	10,93	3,0192	24,1251	53,61	163 Lütcherath, Øystein
21	35	12,29	2,8478	22,7558	50,57	154 Stankovic, Alexander
22	26	9,17	2,8353	22,6558	50,35	155 Flyberg, Fredrik
23	31	11,19	2,7703	22,1364	49,19	51 Göthager, Andreas
24	37	14,13	2,6185	20,9236	46,50	39 Falla, Arne
25	33	12,87	2,5641	20,4886	45,53	34 Henum, Svein Helge
26	20	7,85	2,5478	20,3581	45,24	221 Dahlbom, Kalle
27	31	12,17	2,5472	20,3539	45,23	229 Dåverhög, Carl
28	29	11,68	2,4829	19,8395	44,09	27 Estdahl, Aleksander
29	41	16,62	2,4669	19,7119	43,80	32 Björk, Robert
30	24	9,86	2,4341	19,4496	43,22	244 Engan, Jon Arne
31	39	16,19	2,4089	19,2484	42,77	225 Brodin, Fredrik
32	35	14,56	2,4038	19,2080	42,68	58 Olsen, Jon Steinar
33	29	12,53	2,3144	18,4937	41,10	10 Nordli, Jon Terje
34	22	10,59	2,0774	16,5998	36,89	127 Rundgren, Eddie
35	29	15,54	1,8662	14,9116	33,14	248 Gustafsson, Nils Göran
36	16	9,49	1,6860	13,4719	29,94	184 Selinder, Patrik
37	24	14,25	1,6842	13,4578	29,91	84 Johansson, Uno
38	29	18,59	1,5600	12,4651	27,70	236 Tuvevson, Niklas
39	22	15,40	1,4286	11,4151	25,37	241 Gustavsen, Trond
40	20	14,66	1,3643	10,9011	24,22	240 Landin, Peter
41	18	14,45	1,2457	9,9536	22,12	82 Andersen, Marius Wigen
42	16	15,20	1,0526	8,4111	18,69	219 Vister, Olle
43	22	25,71	0,8557	6,8375	15,19	107 Askeland, Chris
44	9	10,56	0,8523	6,8101	15,13	230 Franzen, Anders
45	8	10,25	0,7805	6,2365	13,86	197 Bugge, Jan Petter
46	18	25,03	0,7191	5,7463	12,77	246 Yousefian, Josef

PRODUCTION -- Overall Stage Results

Sandaknallen 2009

Printed augusti 9, 2009 at 15:05



Stage 1 -- 1

	PTS	TIME	HIT FACTOR	STAGE POINTS	STAGE PERCENT	COMPETITOR # Name
47	7	10,70	0,6542	5,2275	11,62	159 Plantin, Fredrik
48	12	21,19	0,5663	4,5251	10,06	177 Ström, Johan
49	8	14,22	0,5626	4,4954	9,99	237 Gimbergsson, Stefan
50	5	11,60	0,4310	3,4442	7,65	200 Bakken, Jørn
51	7	16,53	0,4235	3,3838	7,52	118 Strömberg, Andreas
52	0	12,53	0,0000	0,0000	0,00	243 Gyllenberg, Pontus
53	0	17,89	0,0000	0,0000	0,00	113 Sanner, Odd
54	0	12,28	0,0000	0,0000	0,00	195 Lauritzen, Lars
55	0	13,93	0,0000	0,0000	0,00	151 Wendelklint, Tony
56	0	14,16	0,0000	0,0000	0,00	247 Ingemansson, Hans
57	0	9,18	0,0000	0,0000	0,00	29 Sørbo, John
58	0	7,27	0,0000	0,0000	0,00	75 Saxhøj, Ulrik
59	0	9,10	0,0000	0,0000	0,00	111 Andersson, Robert
60	0	12,22	0,0000	0,0000	0,00	169 Paulsson, Tor

REVOLVER (STANDARD) -- Overall Stage Results

Sandaknallen 2009

Printed augusti 9, 2009 at 15:05



Stage 1 -- 1

	PTS	TIME	HIT FACTOR	STAGE POINTS	STAGE PERCENT	COMPETITOR # Name
1	42	11,71	3,5867	45,0000	100,00	103 Eilertsen, Ole
2	40	11,82	3,3841	42,4583	94,35	85 Edfeldt, Ivar
3	39	12,43	3,1376	39,3653	87,48	117 Lindfors, Anders
4	41	14,80	2,7703	34,7570	77,24	133 Lindskog, Olof
5	36	15,65	2,3003	28,8608	64,14	61 Bugge, Finn Einar
6	39	17,31	2,2530	28,2675	62,82	239 Jansson, Kjell-Åke
7	29	13,93	2,0818	26,1196	58,04	59 Lindblad, Bjørn
8	25	14,68	1,7030	21,3665	47,48	223 Forsberg, Conny
9	0	15,72	0,0000	0,0000	0,00	224 Wadell, Jörgen
10	0	10,19	0,0000	0,0000	0,00	158 Femtegjeld, Arild
11	0	14,62	0,0000	0,0000	0,00	116 Hellström, Tomas

OPEN -- Overall Stage Results

Sandaknallen 2009

Printed augusti 9, 2009 at 15:05



Stage 2 -- 2

	PTS	TIME	HIT FACTOR	STAGE POINTS	STAGE PERCENT	COMPETITOR # Name
1	42	5,18	8,1081	45,0000	100,00	70 Skoog, Lars-Tony
2	43	5,34	8,0524	44,6910	99,31	153 Lie, Hans Petter
3	40	5,43	7,3665	40,8840	90,85	183 Olsen, Rino
4	39	5,44	7,1691	39,7886	88,42	41 Lee, Kyrre
5	38	5,32	7,1429	39,6429	88,10	83 Sparby, Frank
6	42	6,27	6,6986	37,1770	82,62	67 Samuelsen, Thomas
7	43	6,59	6,5250	36,2140	80,48	1 Karlsson, Christer
8	38	6,05	6,2810	34,8595	77,47	48 Sandås, Frank
9	37	5,96	6,2081	34,4547	76,57	138 Wesstøl, Stein
10	39	6,51	5,9908	33,2488	73,89	131 Larning, Bjarne
11	43	7,23	5,9474	33,0083	73,35	77 Larsson, Peter
12	37	6,24	5,9295	32,9087	73,13	175 Johansen, Are
13	34	5,95	5,7143	31,7143	70,48	99 Hanhirova, Johannes
14	32	5,61	5,7041	31,6578	70,35	80 Forslund, Tony
15	37	6,52	5,6748	31,4954	69,99	178 Solberg, Richard
16	28	4,95	5,6566	31,3939	69,76	38 Haugli, Steinar
17	37	6,60	5,6061	31,1136	69,14	71 Johansen, Roger
18	43	7,87	5,4638	30,3240	67,39	6 Bergström, Ronny
19	43	7,89	5,4499	30,2471	67,22	2 Werner, Carl-Erik
20	37	7,14	5,1821	28,7605	63,91	45 Kløv, Morten
21	25	5,03	4,9702	27,5845	61,30	201 Loe, Hans Roger
22	37	7,53	4,9137	27,2709	60,60	207 Molin, Marcus
23	40	8,22	4,8662	27,0073	60,02	15 Eliassen, Trond
24	34	7,07	4,8091	26,6902	59,31	78 Wiel, Elisabeth
25	38	8,07	4,7088	26,1338	58,08	21 Sandberg, Carl Erik
26	41	8,77	4,6750	25,9464	57,66	215 Gregnert, Björn
27	23	5,17	4,4487	24,6905	54,87	31 Reyes, Johnny
28	24	5,47	4,3876	24,3510	54,11	145 Herregarden, Jan Erik
29	37	8,84	4,1855	23,2296	51,62	173 Lunde, Tom André
30	23	5,51	4,1742	23,1670	51,48	3 Werner, Mattias
31	32	7,93	4,0353	22,3960	49,77	150 Lönn, Rolf
32	28	8,03	3,4869	19,3524	43,01	227 Jacobsen, Jostein
33	41	12,26	3,3442	18,5604	41,25	217 Myhra, Svein erik
34	38	12,48	3,0449	16,8990	37,55	193 Gjerstad, Sophus
35	41	14,23	2,8812	15,9909	35,54	187 Nordberg, Johan
36	21	8,22	2,5547	14,1788	31,51	174 Nilsen, Bengt
37	12	5,71	2,1016	11,6637	25,92	120 Micaelsen, Sander
38	22	11,83	1,8597	10,3212	22,94	156 Owe, Geir
39	9	7,55	1,1921	6,6159	14,70	79 Skog, Bjørn
40	9	7,67	1,1734	6,5124	14,47	44 Roos, Gunnar
41	3	4,63	0,6479	3,5961	7,99	14 Friberg, Glenn
42	1	12,66	0,0790	0,4384	0,97	218 von Essen, Niclas
43	0	21,23	0,0000	0,0000	0,00	49 Krako, Lene

STANDARD -- Overall Stage Results

Sandaknallen 2009

Printed augusti 9, 2009 at 15:05



Stage 2 -- 2

	PTS	TIME	HIT FACTOR	STAGE POINTS	STAGE PERCENT	COMPETITOR # Name
1	41	5,15	7,9612	45,0000	100,00	5 Bäckström, Mats O.
2	39	5,32	7,3308	41,4371	92,08	66 Birkjor, Ulrik
3	38	5,27	7,2106	40,7576	90,57	234 Syversen, Lars
4	37	5,84	6,3356	35,8117	79,58	36 Schieck, Peter
5	38	6,48	5,8642	33,1470	73,66	25 Carlander, Mikael
6	39	6,81	5,7269	32,3708	71,94	89 Due, Dag Petter
7	38	6,71	5,6632	32,0108	71,14	203 Karlsson, Kenneth
8	41	7,34	5,5858	31,5736	70,16	119 Drange, Bjarte
9	42	7,60	5,5263	31,2372	69,42	12 Dahlman, Roland
10	39	7,22	5,4017	30,5326	67,85	52 Lundberg, Klas
11	39	7,71	5,0584	28,5921	63,54	102 Nakling, Hilde
12	40	7,95	5,0314	28,4399	63,20	53 Lundberg, Sven
13	36	7,64	4,7120	26,6345	59,19	137 Lindstedt, Lars
14	37	7,99	4,6308	26,1752	58,17	60 Vikeby, Rune
15	34	7,46	4,5576	25,7618	57,25	112 Ingemarsson, Lars-Åke
16	33	7,76	4,2526	24,0374	53,42	46 Miklaheim, Fredrik
17	24	5,66	4,2403	23,9679	53,26	202 Andersson, Robert
18	39	9,67	4,0331	22,7968	50,66	57 Nilsson, Ola
19	33	8,69	3,7975	21,4650	47,70	139 Hjelm, Thomas
20	39	10,54	3,7002	20,9151	46,48	135 Stigstedt, Michael
21	33	8,96	3,6830	20,8181	46,26	8 Larsen, Søren
22	26	7,13	3,6466	20,6120	45,80	23 Hirvikallio, Risto
23	20	5,59	3,5778	20,2234	44,94	33 Fristrup, Klaus
24	33	9,88	3,3401	18,8796	41,95	189 Lund, Bent
25	36	10,84	3,3210	18,7719	41,72	35 Rudensten, Joakim
26	36	11,25	3,2000	18,0878	40,20	168 Paulsson, Johan
27	36	11,45	3,1441	17,7719	39,49	146 Rönnerberg, Tom
28	40	12,80	3,1250	17,6639	39,25	54 Andersson, Hans
29	24	7,82	3,0691	17,3476	38,55	210 Vangnes, Per
30	37	12,44	2,9743	16,8119	37,36	199 Kaneröd, Joakim
31	38	13,18	2,8832	16,2969	36,22	245 Bäckstörn, Bengt
32	33	11,49	2,8721	16,2342	36,08	242 Dahlbäck, Ola
33	37	13,43	2,7550	15,5726	34,61	124 Gregnert, Janne
34	38	14,79	2,5693	14,5228	32,27	110 Breigutua, Geir Ivar
35	37	14,64	2,5273	14,2855	31,75	152 Poortman, Rune
36	39	15,85	2,4606	13,9082	30,91	233 Basic, Susan
37	21	9,11	2,3052	13,0298	28,96	18 Lundgren, Thomas
38	23	11,09	2,0739	11,7228	26,05	104 Parhammar, Mats
39	25	12,23	2,0442	11,5545	25,68	165 Holthe, Svein Ivar
40	20	9,82	2,0367	11,5121	25,58	166 Røise, Ronny
41	20	10,18	1,9646	11,1050	24,68	56 Glesnes, Kenneth
42	28	15,30	1,8301	10,3443	22,99	86 Edfeldt, Katarina
43	20	11,07	1,8067	10,2122	22,69	196 Sjöholm, Hans-Erik
44	27	15,48	1,7442	9,8589	21,91	108 Skårlid, Ola
45	24	13,97	1,7180	9,7107	21,58	87 Edfeldt, Vincent
46	25	15,27	1,6372	9,2542	20,56	182 Johansson, Örjan

STANDARD -- Overall Stage Results

Sandaknallen 2009

Printed augusti 9, 2009 at 15:05



Stage 2 -- 2

	PTS	TIME	HIT FACTOR	STAGE POINTS	STAGE PERCENT	COMPETITOR # Name
47	20	12,43	1,6090	9,0948	20,21	206 Karlsson, Tony
48	14	8,72	1,6055	9,0750	20,17	97 Rönnerberg, Thomas
49	37	23,84	1,5520	8,7727	19,49	100 Berg, Yvonne
50	11	7,48	1,4706	8,3124	18,47	161 Ulriksen, Chris
51	14	9,81	1,4271	8,0667	17,93	192 Gjerstad, Bjørn
52	22	19,88	1,1066	6,2552	13,90	216 Rhule, William
53	9	8,60	1,0465	5,9153	13,15	95 Rönnerberg, Peter
54	7	7,68	0,9115	5,1520	11,45	228 Lundberg, Peter
55	8	9,05	0,8840	4,9966	11,10	157 Svensson, Joakim
56	7	7,96	0,8794	4,9707	11,05	194 Revheim, Lars Kenneth
57	8	10,56	0,7576	4,2822	9,52	65 Christiansen, Anders
58	9	12,18	0,7389	4,1767	9,28	148 Holst, Einar Johan
59	6	12,93	0,4640	2,6229	5,83	204 Matern-Lindewald, Henrik
60	3	9,95	0,3015	1,7043	3,79	22 Rissmann, Rune
61	0	12,94	0,0000	0,0000	0,00	198 Hamrell, Marie
62	0	7,03	0,0000	0,0000	0,00	232 Lappi-Seppälä, Mikael
63	0	6,79	0,0000	0,0000	0,00	147 Östling, Mikael
64	0	7,22	0,0000	0,0000	0,00	90 Holmberg, Daniel
65	0	5,78	0,0000	0,0000	0,00	123 Sandberg, Jens
66	0	5,67	0,0000	0,0000	0,00	109 Sand, Lars

PRODUCTION -- Overall Stage Results

Sandaknallen 2009

Printed augusti 9, 2009 at 15:05



Stage 2 -- 2

	PTS	TIME	HIT FACTOR	STAGE POINTS	STAGE PERCENT	COMPETITOR # Name
1	41	5,43	7,5506	45,0000	100,00	101 Tran, Faj
2	41	5,93	6,9140	41,2057	91,57	73 Svedberg, Peter
3	37	5,66	6,5371	38,9595	86,58	28 Hagemann, Lars
4	35	5,68	6,1620	36,7239	81,61	126 Gyllenberg, Rasmus
5	33	5,90	5,5932	33,3342	74,08	141 Nilsson, Daniel
6	29	5,30	5,4717	32,6100	72,47	91 Ekstrand, Fredrik
7	39	7,37	5,2917	31,5374	70,08	42 Ekstedt, Stefan
8	29	5,71	5,0788	30,2685	67,26	205 Rasmussen, Per-Ola
9	37	7,62	4,8556	28,9384	64,31	163 Lütcherath, Øystein
10	39	8,42	4,6318	27,6046	61,34	155 Flyberg, Fredrik
11	31	6,78	4,5723	27,2496	60,55	244 Engan, Jon Arne
12	37	8,61	4,2973	25,6110	56,91	50 Nilsson, Jesper
13	35	8,28	4,2271	25,1922	55,98	180 Johansson, Mikael
14	37	8,93	4,1433	24,6933	54,87	55 Säkki, Kristian
15	35	8,91	3,9282	23,4109	52,02	51 Göthager, Andreas
16	29	7,59	3,8208	22,7711	50,60	7 Solberg, Tom
17	33	9,12	3,6184	21,5649	47,92	125 Claesson, Joakim
18	33	10,24	3,2227	19,2062	42,68	184 Selinder, Patrik
19	31	9,98	3,1062	18,5123	41,14	237 Gimbergsson, Stefan
20	35	11,86	2,9511	17,5878	39,08	27 Estdahl, Aleksander
21	29	10,09	2,8741	17,1291	38,06	225 Brodin, Fredrik
22	31	10,82	2,8651	17,0751	37,94	214 Wallin, Joakim
23	20	7,17	2,7894	16,6241	36,94	185 Wildemo, Fredrik
24	31	11,16	2,7778	16,5549	36,79	34 Henum, Svein Helge
25	31	11,63	2,6655	15,8859	35,30	32 Björk, Robert
26	35	13,48	2,5964	15,4741	34,39	118 Strömberg, Andreas
27	20	7,91	2,5284	15,0689	33,49	159 Plantin, Fredrik
28	35	13,87	2,5234	15,0390	33,42	240 Landin, Peter
29	33	14,29	2,3093	13,7629	30,58	149 Gunnarsson, Robert
30	29	13,18	2,2003	13,1133	29,14	197 Bugge, Jan Petter
31	20	9,35	2,1390	12,7481	28,33	219 Vister, Olle
32	27	13,43	2,0104	11,9816	26,63	243 Gyllenberg, Pontus
33	20	10,23	1,9550	11,6515	25,89	58 Olsen, Jon Steinar
34	18	9,63	1,8692	11,1397	24,75	209 Erlandsen, Ole P.
35	22	11,81	1,8628	11,1020	24,67	64 Schiefke, Gerhard
36	20	11,07	1,8067	10,7674	23,93	29 Sørbo, John
37	18	10,04	1,7928	10,6848	23,74	191 Meyenberg Strøm, Simen
38	18	10,12	1,7787	10,6004	23,56	200 Bakken, Jørn
39	22	12,40	1,7742	10,5738	23,50	82 Andersen, Marius Wigen
40	20	11,49	1,7406	10,3738	23,05	177 Ström, Johan
41	11	6,38	1,7241	10,2754	22,83	75 Saxhøj, Ulrik
42	16	9,63	1,6615	9,9020	22,00	241 Gustavsen, Trond
43	7	10,49	0,6673	3,9770	8,84	169 Paulsson, Tor
44	5	8,17	0,6120	3,6473	8,11	236 Tuveson, Niklas
45	5	8,74	0,5721	3,4095	7,58	111 Andersson, Robert
46	5	9,62	0,5198	3,0976	6,88	154 Stankovic, Alexander

PRODUCTION -- Overall Stage Results

Sandaknallen 2009

Printed augusti 9, 2009 at 15:05



Stage 2 -- 2

	PTS	TIME	HIT FACTOR	STAGE POINTS	STAGE PERCENT	COMPETITOR # Name
47	7	14,03	0,4989	2,9735	6,61	84 Johansson, Uno
48	3	8,48	0,3538	2,1084	4,69	39 Falla, Arne
49	3	9,31	0,3222	1,9204	4,27	127 Rundgren, Eddie
50	3	9,46	0,3171	1,8900	4,20	151 Wendelklint, Tony
51	7	23,11	0,3029	1,8052	4,01	107 Askeland, Chris
52	1	5,61	0,1783	1,0623	2,36	221 Dahlbom, Kalle
53	1	11,80	0,0847	0,5051	1,12	229 Dåverhög, Carl
54	1	14,25	0,0702	0,4182	0,93	230 Franzen, Anders
55	0	13,38	0,0000	0,0000	0,00	246 Yousefian, Josef
56	0	11,92	0,0000	0,0000	0,00	113 Sanner, Odd
57	0	8,21	0,0000	0,0000	0,00	195 Lauritzen, Lars
58	0	10,70	0,0000	0,0000	0,00	248 Gustafsson, Nils Göran
59	0	9,87	0,0000	0,0000	0,00	10 Nordli, Jon Terje
60	0	11,59	0,0000	0,0000	0,00	247 Ingemansson, Hans

REVOLVER (STANDARD) -- Overall Stage Results

Sandaknallen 2009

Printed augusti 9, 2009 at 15:05



Stage 2 -- 2

	PTS	TIME	HIT FACTOR	STAGE POINTS	STAGE PERCENT	COMPETITOR # Name
1	37	10,45	3,5407	45,0000	100,00	224 Wadell, Jörgen
2	35	12,74	2,7473	34,9161	77,59	59 Lindblad, Bjørn
3	34	12,88	2,6398	33,5498	74,56	85 Edfeldt, Ivar
4	28	13,23	2,1164	26,8983	59,77	133 Lindskog, Olof
5	34	17,10	1,9883	25,2703	56,16	239 Jansson, Kjell-Åke
6	34	19,62	1,7329	22,0245	48,94	116 Hellström, Tomas
7	24	14,50	1,6552	21,0363	46,75	117 Lindfors, Anders
8	24	15,94	1,5056	19,1360	42,52	61 Bugge, Finn Einar
9	22	16,25	1,3538	17,2067	38,24	223 Forsberg, Conny
10	18	15,41	1,1681	14,8456	32,99	158 Femtegjeld, Arild
11	8	10,96	0,7299	9,2770	20,62	103 Eilertsen, Ole

OPEN -- Overall Stage Results

Sandaknallen 2009

Printed augusti 9, 2009 at 15:05



Stage 3 -- 3

	PTS	TIME	HIT FACTOR	STAGE POINTS	STAGE PERCENT	COMPETITOR # Name
1	150	15,70	9,5541	160,0000	100,00	175 Johansen, Are
2	155	16,28	9,5209	159,4431	99,65	70 Skoog, Lars-Tony
3	145	15,51	9,3488	156,5614	97,85	145 Herregarden, Jan Erik
4	150	16,17	9,2764	155,3494	97,09	38 Haugli, Steinar
5	157	17,02	9,2244	154,4786	96,55	153 Lie, Hans Petter
6	158	17,16	9,2075	154,1942	96,37	48 Sandås, Frank
7	152	17,08	8,8993	149,0336	93,15	41 Lee, Kyrre
8	155	17,53	8,8420	148,0738	92,55	187 Nordberg, Johan
9	148	16,94	8,7367	146,3109	91,44	201 Loe, Hans Roger
10	154	17,71	8,6957	145,6232	91,01	131 Larning, Bjarne
11	152	17,63	8,6217	144,3842	90,24	183 Olsen, Rino
12	132	15,93	8,2863	138,7671	86,73	14 Friberg, Glenn
13	146	18,80	7,7660	130,0539	81,28	150 Lönn, Rolf
14	148	19,39	7,6328	127,8240	79,89	67 Samuelsen, Thomas
15	141	18,53	7,6093	127,4301	79,64	227 Jacobsen, Jostein
16	136	18,15	7,4931	125,4847	78,43	99 Hanhirova, Johannes
17	138	18,54	7,4434	124,6516	77,91	178 Solberg, Richard
18	152	20,56	7,3930	123,8080	77,38	77 Larsson, Peter
19	150	20,36	7,3674	123,3792	77,11	83 Sparby, Frank
20	154	21,30	7,2300	121,0792	75,67	2 Werner, Carl-Erik
21	138	19,28	7,1577	119,8672	74,92	79 Skog, Bjørn
22	142	20,40	6,9608	116,5699	72,86	120 Micaelsen, Sander
23	150	21,68	6,9188	115,8672	72,42	173 Lunde, Tom André
24	146	21,37	6,8320	114,4133	71,51	44 Roos, Gunnar
25	155	22,88	6,7745	113,4499	70,91	80 Forslund, Tony
26	155	22,94	6,7568	113,1532	70,72	78 Wiel, Elisabeth
27	148	21,99	6,7303	112,7106	70,44	215 Gregnert, Björn
28	150	22,61	6,6342	111,1013	69,44	138 Wesstøl, Stein
29	158	24,43	6,4675	108,3084	67,69	45 Kløv, Morten
30	151	23,60	6,3983	107,1503	66,97	1 Karlsson, Christer
31	147	23,69	6,2051	103,9156	64,95	31 Reyes, Johnny
32	127	20,49	6,1981	103,7983	64,87	3 Werner, Mattias
33	147	23,76	6,1869	103,6094	64,76	207 Molin, Marcus
34	134	21,96	6,1020	102,1882	63,87	174 Nilsen, Bengt
35	125	20,50	6,0976	102,1138	63,82	15 Eliassen, Trond
36	146	24,59	5,9374	99,4312	62,14	6 Bergström, Ronny
37	144	26,06	5,5257	92,5372	57,84	193 Gjerstad, Sophus
38	134	24,82	5,3989	90,4131	56,51	71 Johansen, Roger
39	140	26,46	5,2910	88,6067	55,38	156 Owe, Geir
40	114	24,17	4,7166	78,9872	49,37	21 Sandberg, Carl Erik
41	135	33,12	4,0761	68,2609	42,66	49 Krako, Lene
42	146	48,30	3,0228	50,6214	31,64	218 von Essen, Niclas
43	150	50,08	2,9952	50,1597	31,35	217 Myhra, Svein erik

STANDARD -- Overall Stage Results

Sandaknallen 2009

Printed augusti 9, 2009 at 15:05



Stage 3 -- 3

	PTS	TIME	HIT FACTOR	STAGE POINTS	STAGE PERCENT	COMPETITOR # Name
1	153	16,95	9,0265	160,0000	100,00	60 Vikeby, Rune
2	152	16,97	8,9570	158,7669	99,23	234 Syversen, Lars
3	156	17,54	8,8940	157,6497	98,53	23 Hirvikallio, Risto
4	151	18,09	8,3472	147,9574	92,47	25 Carlander, Mikael
5	145	17,39	8,3381	147,7974	92,37	137 Lindstedt, Lars
6	149	18,02	8,2686	146,5648	91,60	203 Karlsson, Kenneth
7	149	18,35	8,1199	143,9290	89,96	89 Due, Dag Petter
8	146	18,08	8,0752	143,1373	89,46	66 Birkjor, Ulrik
9	155	19,52	7,9406	140,7506	87,97	36 Schieck, Peter
10	148	18,98	7,7977	138,2177	86,39	202 Andersson, Robert
11	151	19,77	7,6378	135,3844	84,62	5 Bäckström, Mats O.
12	148	19,45	7,6093	134,8778	84,30	12 Dahlman, Roland
13	155	21,06	7,3599	130,4583	81,54	18 Lundgren, Thomas
14	150	21,06	7,1225	126,2499	78,91	232 Lappi-Seppälä, Mikael
15	154	21,63	7,1197	126,2009	78,88	95 Rönning, Peter
16	156	22,18	7,0334	124,6698	77,92	102 Nakling, Hilde
17	157	22,36	7,0215	124,4589	77,79	119 Drange, Bjarte
18	152	21,76	6,9853	123,8178	77,39	52 Lundberg, Klas
19	153	22,23	6,8826	121,9973	76,25	104 Parhammar, Mats
20	146	21,97	6,6454	117,7934	73,62	194 Revheim, Lars Kenneth
21	146	22,15	6,5914	116,8362	73,02	8 Larsen, Søren
22	145	22,07	6,5700	116,4566	72,79	90 Holmberg, Daniel
23	150	22,86	6,5617	116,3090	72,69	161 Ulriksen, Chris
24	138	21,30	6,4789	114,8412	71,78	56 Glesnes, Kenneth
25	136	21,49	6,3285	112,1762	70,11	112 Ingemarsson, Lars-Åke
26	125	19,97	6,2594	110,9507	69,34	33 Fristrup, Klaus
27	152	24,33	6,2474	110,7388	69,21	189 Lund, Bent
28	116	18,63	6,2265	110,3680	68,98	53 Lundberg, Sven
29	148	23,93	6,1847	109,6269	68,52	57 Nilsson, Ola
30	138	23,09	5,9766	105,9384	66,21	46 Miklaheim, Fredrik
31	140	23,77	5,8898	104,3992	65,25	123 Sandberg, Jens
32	154	26,50	5,8113	103,0085	64,38	65 Christiansen, Anders
33	135	23,48	5,7496	101,9140	63,70	147 Östling, Mikael
34	148	26,48	5,5891	99,0700	61,92	35 Rudensten, Joakim
35	144	25,84	5,5728	98,7798	61,74	109 Sand, Lars
36	125	22,65	5,5188	97,8228	61,14	139 Hjelm, Thomas
37	134	25,23	5,3111	94,1425	58,84	166 Røise, Ronny
38	144	27,16	5,3019	93,9790	58,74	135 Stigstedt, Michael
39	139	26,50	5,2453	92,9752	58,11	110 Breigutua, Geir Ivar
40	151	28,81	5,2412	92,9035	58,06	86 Edfeldt, Katarina
41	150	28,67	5,2319	92,7389	57,96	108 Skårlid, Ola
42	154	29,58	5,2062	92,2828	57,68	210 Vangnes, Per
43	156	30,03	5,1948	92,0805	57,55	245 Bäckström, Bengt
44	152	29,68	5,1213	90,7774	56,74	124 Gregnert, Janne
45	152	30,41	4,9984	88,5983	55,37	97 Rönning, Thomas
46	154	31,11	4,9502	87,7443	54,84	168 Paulsson, Johan

STANDARD -- Overall Stage Results

Sandaknallen 2009

Printed augusti 9, 2009 at 15:05



Stage 3 -- 3

	PTS	TIME	HIT FACTOR	STAGE POINTS	STAGE PERCENT	COMPETITOR # Name
47	154	31,64	4,8673	86,2745	53,92	192 Gjerstad, Bjørn
48	136	28,29	4,8074	85,2127	53,26	54 Andersson, Hans
49	146	30,60	4,7712	84,5726	52,86	22 Rissmann, Rune
50	140	30,07	4,6558	82,5264	51,58	199 Kaneröd, Joakim
51	158	34,89	4,5285	80,2702	50,17	165 Holthe, Svein Ivar
52	138	31,16	4,4288	78,5019	49,06	146 Rönnberg, Tom
53	150	34,01	4,4105	78,1777	48,86	242 Dahlbäck, Ola
54	145	33,72	4,3001	76,2217	47,64	157 Svensson, Joakim
55	134	31,62	4,2378	75,1175	46,95	87 Edfeldt, Vincent
56	150	37,38	4,0128	71,1296	44,46	228 Lundberg, Peter
57	135	34,29	3,9370	69,7854	43,62	196 Sjöholm, Hans-Erik
58	130	37,17	3,4974	61,9939	38,75	206 Karlsson, Tony
59	130	37,42	3,4741	61,5797	38,49	182 Johansson, Örjan
60	131	38,76	3,3798	59,9081	37,44	148 Holst, Einar Johan
61	157	48,40	3,2438	57,4980	35,94	204 Matern-Lindewald, Henrik
62	150	51,16	2,9320	51,9708	32,48	198 Hamrell, Marie
63	126	44,01	2,8630	50,7478	31,72	152 Poortman, Rune
64	152	55,50	2,7387	48,5455	30,34	233 Basic, Susan
65	119	52,03	2,2871	40,5407	25,34	100 Berg, Yvonne
66	155	68,95	2,2480	39,8470	24,90	216 Rhule, William

PRODUCTION -- Overall Stage Results

Sandaknallen 2009

Printed augusti 9, 2009 at 15:05



Stage 3 -- 3

	PTS	TIME	HIT FACTOR	STAGE POINTS	STAGE PERCENT	COMPETITOR # Name
1	156	18,24	8,5526	160,0000	100,00	42 Ekstedt, Stefan
2	146	17,98	8,1201	151,9090	94,94	185 Wildemo, Fredrik
3	152	18,76	8,1023	151,5762	94,74	28 Hagemann, Lars
4	152	19,08	7,9665	149,0340	93,15	126 Gyllenberg, Rasmus
5	150	19,28	7,7801	145,5474	90,97	55 Säkki, Kristian
6	142	19,27	7,3690	137,8564	86,16	101 Tran, Faj
7	131	18,44	7,1041	132,9017	83,06	205 Rasmussen, Per-Ola
8	148	20,89	7,0847	132,5389	82,84	51 Göthager, Andreas
9	140	19,96	7,0140	131,2163	82,01	244 Engan, Jon Arne
10	142	20,71	6,8566	128,2710	80,17	149 Gunnarsson, Robert
11	127	18,88	6,7267	125,8409	78,65	73 Svedberg, Peter
12	148	22,12	6,6908	125,1690	78,23	91 Ekstrand, Fredrik
13	144	21,72	6,6298	124,0289	77,52	191 Meyenberg Strøm, Simen
14	142	21,64	6,5619	122,7584	76,72	141 Nilsson, Daniel
15	150	23,07	6,5020	121,6365	76,02	125 Claesson, Joakim
16	148	23,10	6,4069	119,8588	74,91	64 Schiefke, Gerhard
17	142	22,26	6,3792	119,3393	74,59	214 Wallin, Joakim
18	146	22,90	6,3755	119,2718	74,54	184 Selinder, Patrik
19	148	23,53	6,2898	117,6684	73,54	7 Solberg, Tom
20	144	24,03	5,9925	112,1060	70,07	180 Johansson, Mikael
21	152	25,82	5,8869	110,1305	68,83	154 Stankovic, Alexander
22	158	26,96	5,8605	109,6371	68,52	111 Andersson, Robert
23	152	27,27	5,5739	104,2746	65,17	236 Tuveesson, Niklas
24	139	25,07	5,5445	103,7243	64,83	163 Lütcherath, Øystein
25	119	22,18	5,3652	100,3704	62,73	127 Rundgren, Eddie
26	144	27,76	5,1873	97,0428	60,65	155 Flyberg, Fredrik
27	148	28,60	5,1748	96,8090	60,51	32 Björk, Robert
28	150	29,32	5,1160	95,7078	59,82	84 Johansson, Uno
29	148	28,97	5,1087	95,5726	59,73	10 Nordli, Jon Terje
30	160	31,96	5,0063	93,6555	58,53	29 Sørbo, John
31	150	30,06	4,9900	93,3518	58,34	225 Brodin, Fredrik
32	142	28,78	4,9340	92,3034	57,69	34 Hennem, Svein Helge
33	143	29,08	4,9175	91,9945	57,50	159 Plantin, Fredrik
34	140	28,79	4,8628	90,9718	56,86	195 Lauritzen, Lars
35	146	30,07	4,8553	90,8322	56,77	50 Nilsson, Jesper
36	146	30,10	4,8505	90,7416	56,71	177 Ström, Johan
37	152	31,45	4,8331	90,4156	56,51	39 Falla, Arne
38	113	23,83	4,7419	88,7104	55,44	27 Estdahl, Aleksander
39	123	25,98	4,7344	88,5699	55,36	241 Gustavsen, Trond
40	144	31,14	4,6243	86,5096	54,07	151 Wendelklint, Tony
41	150	32,58	4,6041	86,1312	53,83	200 Bakken, Jørn
42	142	31,57	4,4979	84,1461	52,59	221 Dahlbom, Kalle
43	146	32,57	4,4827	83,8601	52,41	82 Andersen, Marius Wigen
44	128	28,87	4,4337	82,9437	51,84	237 Gimbergsson, Stefan
45	148	34,33	4,3111	80,6507	50,41	197 Bugge, Jan Petter
46	156	36,46	4,2787	80,0439	50,03	230 Franzen, Anders

PRODUCTION -- Overall Stage Results

Sandaknallen 2009

Printed augusti 9, 2009 at 15:05



Stage 3 -- 3

	PTS	TIME	HIT FACTOR	STAGE POINTS	STAGE PERCENT	COMPETITOR # Name
47	144	33,96	4,2403	79,3259	49,58	209 Erlandsen, Ole P.
48	150	36,23	4,1402	77,4539	48,41	240 Landin, Peter
49	154	38,49	4,0010	74,8502	46,78	118 Strömberg, Andreas
50	119	31,44	3,7850	70,8084	44,26	229 Dåverhög, Carl
51	124	33,08	3,7485	70,1256	43,83	243 Gyllenberg, Pontus
52	87	23,52	3,6990	69,1994	43,25	75 Saxhøj, Ulrik
53	128	34,74	3,6845	68,9287	43,08	58 Olsen, Jon Steinar
54	119	34,68	3,4314	64,1931	40,12	219 Vister, Olle
55	101	29,61	3,4110	63,8121	39,88	248 Gustafsson, Nils Göran
56	139	42,02	3,3079	61,8841	38,68	107 Askeland, Chris
57	146	45,46	3,2116	60,0819	37,55	246 Yousefian, Josef
58	142	49,83	2,8497	53,3111	33,32	169 Paulsson, Tor
59	126	51,38	2,4523	45,8772	28,67	247 Ingemansson, Hans
60	88	42,95	2,0489	38,3301	23,96	113 Sanner, Odd

REVOLVER (STANDARD) -- Overall Stage Results

Sandaknallen 2009

Printed augusti 9, 2009 at 15:05



Stage 3 -- 3

	PTS	TIME	HIT FACTOR	STAGE POINTS	STAGE PERCENT	COMPETITOR # Name
1	147	27,99	5,2519	160,0000	100,00	103 Eilertsen, Ole
2	151	30,15	5,0083	152,5791	95,36	117 Lindfors, Anders
3	152	31,07	4,8922	149,0417	93,15	85 Edfeldt, Ivar
4	152	32,59	4,6640	142,0904	88,81	133 Lindskog, Olof
5	155	33,29	4,6561	141,8481	88,66	59 Lindblad, Bjørn
6	150	34,40	4,3605	132,8429	83,03	61 Bugge, Finn Einar
7	150	43,12	3,4787	105,9786	66,24	223 Forsberg, Conny
8	151	46,38	3,2557	99,1863	61,99	224 Wadell, Jörgen
9	128	42,19	3,0339	92,4285	57,77	116 Hellström, Tomas
10	150	58,00	2,5862	78,7896	49,24	239 Jansson, Kjell-Åke
11	103	41,12	2,5049	76,3114	47,69	158 Femtegjeld, Arild

OPEN -- Overall Stage Results

Sandaknallen 2009

Printed augusti 9, 2009 at 15:05



Stage 4 -- 4

	PTS	TIME	HIT FACTOR	STAGE POINTS	STAGE PERCENT	COMPETITOR # Name
1	148	13,67	10,8266	155,0000	100,00	70 Skoog, Lars-Tony
2	152	14,08	10,7955	154,5537	99,71	38 Haugli, Steinar
3	150	13,94	10,7604	154,0519	99,39	67 Samuelsen, Thomas
4	135	13,46	10,0297	143,5910	92,64	201 Loe, Hans Roger
5	144	14,96	9,6257	137,8064	88,91	145 Herregarden, Jan Erik
6	146	15,90	9,1824	131,4602	84,81	45 Kløv, Morten
7	142	15,49	9,1672	131,2428	84,67	178 Solberg, Richard
8	144	15,78	9,1255	130,6454	84,29	14 Friberg, Glenn
9	150	16,54	9,0689	129,8357	83,76	153 Lie, Hans Petter
10	141	15,57	9,0559	129,6489	83,64	183 Olsen, Rino
11	141	15,57	9,0559	129,6489	83,64	41 Lee, Kyrre
12	150	16,69	8,9874	128,6688	83,01	187 Nordberg, Johan
13	141	16,24	8,6823	124,3001	80,19	99 Hanhirova, Johannes
14	149	17,81	8,3661	119,7735	77,27	131 Larning, Bjarne
15	146	18,36	7,9521	113,8462	73,45	150 Lönn, Rolf
16	122	15,60	7,8205	111,9628	72,23	175 Johansen, Are
17	132	16,91	7,8060	111,7555	72,10	120 Micaelsen, Sander
18	147	19,25	7,6364	109,3264	70,53	31 Reyes, Johnny
19	147	19,87	7,3981	105,9151	68,33	71 Johansen, Roger
20	153	20,83	7,3452	105,1576	67,84	78 Wiel, Elisabeth
21	148	20,34	7,2763	104,1716	67,21	15 Eliassen, Trond
22	145	20,26	7,1570	102,4630	66,11	174 Nilsen, Bengt
23	148	20,74	7,1360	102,1625	65,91	227 Jacobsen, Jostein
24	144	20,42	7,0519	100,9591	65,13	3 Werner, Mattias
25	143	21,34	6,7010	95,9357	61,89	48 Sandås, Frank
26	142	21,60	6,5741	94,1181	60,72	44 Roos, Gunnar
27	129	19,88	6,4889	92,8992	59,93	77 Larsson, Peter
28	144	22,92	6,2827	89,9469	58,03	207 Molin, Marcus
29	148	23,75	6,2316	89,2147	57,56	173 Lunde, Tom André
30	143	23,27	6,1453	87,9788	56,76	1 Karlsson, Christer
31	145	23,75	6,1053	87,4063	56,39	6 Bergström, Ronny
32	117	19,88	5,8853	84,2574	54,36	79 Skog, Bjørn
33	115	19,73	5,8287	83,4467	53,84	21 Sandberg, Carl Erik
34	147	25,72	5,7154	81,8248	52,79	215 Gregnert, Björn
35	133	23,58	5,6404	80,7507	52,10	138 Wesstøl, Stein
36	123	22,74	5,4090	77,4378	49,96	80 Forslund, Tony
37	119	26,02	4,5734	65,4754	42,24	193 Gjerstad, Sophus
38	90	20,88	4,3103	61,7093	39,81	218 von Essen, Niclas
39	112	26,21	4,2732	61,1772	39,47	49 Krako, Lene
40	110	30,14	3,6496	52,2502	33,71	156 Owe, Geir
41	148	55,37	2,6729	38,2671	24,69	217 Myhra, Svein erik
42	8	23,68	0,3378	4,8367	3,12	83 Sparby, Frank

STANDARD -- Overall Stage Results

Sandaknallen 2009

Printed augusti 9, 2009 at 15:05



Stage 4 -- 4

	PTS	TIME	HIT FACTOR	STAGE POINTS	STAGE PERCENT	COMPETITOR # Name
1	148	16,32	9,0686	155,0000	100,00	202 Andersson, Robert
2	145	16,13	8,9895	153,6469	99,13	66 Birkjor, Ulrik
3	146	16,74	8,7216	149,0691	96,17	203 Karlsson, Kenneth
4	151	17,76	8,5023	145,3196	93,75	23 Hirvikallio, Risto
5	145	17,17	8,4450	144,3404	93,12	25 Carlander, Mikael
6	143	17,03	8,3969	143,5197	92,59	52 Lundberg, Klas
7	151	18,03	8,3749	143,1434	92,35	137 Lindstedt, Lars
8	147	18,16	8,0947	138,3540	89,26	60 Vikeby, Rune
9	145	18,05	8,0332	137,3033	88,58	147 Östling, Mikael
10	129	16,63	7,7571	132,5829	85,54	5 Bäckström, Mats O.
11	147	19,89	7,3906	126,3202	81,50	102 Nakling, Hilde
12	148	20,42	7,2478	123,8785	79,92	56 Glesnes, Kenneth
13	148	20,54	7,2055	123,1548	79,45	89 Due, Dag Petter
14	134	19,03	7,0415	120,3528	77,65	36 Schieck, Peter
15	124	17,78	6,9741	119,2010	76,90	189 Lund, Bent
16	147	21,10	6,9668	119,0762	76,82	161 Ulriksen, Chris
17	143	20,74	6,8949	117,8467	76,03	33 Fristrup, Klaus
18	149	21,73	6,8569	117,1971	75,61	57 Nilsson, Ola
19	137	20,30	6,7488	115,3492	74,42	8 Larsen, Søren
20	151	23,08	6,5425	111,8230	72,14	119 Drange, Bjarte
21	147	22,62	6,4987	111,0746	71,66	95 Rönnerberg, Peter
22	133	20,48	6,4941	110,9971	71,61	112 Ingemarsson, Lars-Åke
23	144	22,36	6,4401	110,0730	71,01	53 Lundberg, Sven
24	124	19,41	6,3885	109,1909	70,45	232 Lappi-Seppälä, Mikael
25	146	23,73	6,1525	105,1587	67,84	194 Revheim, Lars Kenneth
26	143	23,56	6,0696	103,7411	66,93	65 Christiansen, Anders
27	138	23,18	5,9534	101,7550	65,65	90 Holmberg, Daniel
28	143	24,12	5,9287	101,3325	65,38	196 Sjöholm, Hans-Erik
29	106	18,00	5,8889	100,6523	64,94	234 Syversen, Lars
30	148	25,18	5,8777	100,4607	64,81	12 Dahlman, Roland
31	152	26,18	5,8060	99,2348	64,02	54 Andersson, Hans
32	141	24,50	5,7551	98,3656	63,46	46 Miklaheim, Fredrik
33	126	22,26	5,6604	96,7466	62,42	199 Kaneröd, Joakim
34	143	25,31	5,6499	96,5682	62,30	97 Rönnerberg, Thomas
35	146	26,62	5,4846	93,7422	60,48	210 Vangsnes, Per
36	128	23,99	5,3356	91,1948	58,84	87 Edfeldt, Vincent
37	146	27,44	5,3207	90,9408	58,67	166 Røise, Ronny
38	154	29,00	5,3103	90,7638	58,56	168 Paulsson, Johan
39	146	27,50	5,3091	90,7424	58,54	139 Hjelm, Thomas
40	132	25,49	5,1785	88,5104	57,10	35 Rudensten, Joakim
41	138	26,82	5,1454	87,9449	56,74	192 Gjerstad, Bjørn
42	124	24,24	5,1155	87,4338	56,41	245 Bäckstörn, Bengt
43	149	29,37	5,0732	86,7107	55,94	152 Poortman, Rune
44	143	28,56	5,0070	85,5791	55,21	242 Dahlbäck, Ola
45	151	30,52	4,9476	84,5634	54,56	146 Rönnerberg, Tom
46	140	28,53	4,9071	83,8719	54,11	124 Gregnert, Janne

STANDARD -- Overall Stage Results

Sandaknallen 2009

Printed augusti 9, 2009 at 15:05



Stage 4 -- 4

	PTS	TIME	HIT FACTOR	STAGE POINTS	STAGE PERCENT	COMPETITOR # Name
47	149	31,85	4,6782	79,9589	51,59	104 Parhammar, Mats
48	151	32,53	4,6419	79,3383	51,19	108 Skårlid, Ola
49	86	19,16	4,4885	76,7173	49,50	123 Sandberg, Jens
50	89	20,77	4,2850	73,2392	47,25	18 Lundgren, Thomas
51	124	29,53	4,1991	71,7709	46,30	110 Breigutua, Geir Ivar
52	117	28,26	4,1401	70,7626	45,65	135 Stigstedt, Michael
53	147	35,87	4,0981	70,0448	45,19	165 Holthe, Svein Ivar
54	122	30,12	4,0505	69,2301	44,66	109 Sand, Lars
55	112	28,30	3,9576	67,6428	43,64	22 Rissmann, Rune
56	147	38,55	3,8132	65,1753	42,05	148 Holst, Einar Johan
57	122	32,14	3,7959	64,8790	41,86	204 Matern-Lindewald, Henrik
58	141	38,89	3,6256	61,9685	39,98	86 Edfeldt, Katarina
59	110	30,65	3,5889	61,3412	39,57	157 Svensson, Joakim
60	84	24,12	3,4826	59,5240	38,40	228 Lundberg, Peter
61	135	43,30	3,1178	53,2888	34,38	182 Johansson, Örjan
62	134	53,17	2,5202	43,0753	27,79	206 Karlsson, Tony
63	143	70,42	2,0307	34,7080	22,39	100 Berg, Yvonne
64	66	40,80	1,6176	27,6486	17,84	233 Basic, Susan
65	80	49,70	1,6097	27,5121	17,75	198 Hamrell, Marie
66	123	82,11	1,4980	25,6035	16,52	216 Rhule, William

PRODUCTION -- Overall Stage Results

Sandaknallen 2009

Printed augusti 9, 2009 at 15:05




Stage 4 -- 4

	PTS	TIME	HIT FACTOR	STAGE POINTS	STAGE PERCENT	COMPETITOR # Name
1	151	15,06	10,0266	155,0000	100,00	42 Ekstedt, Stefan
2	145	17,34	8,3622	129,2703	83,40	28 Hagemann, Lars
3	145	17,92	8,0915	125,0863	80,70	55 Säkki, Kristian
4	135	17,06	7,9132	122,3304	78,92	205 Rasmussen, Per-Ola
5	149	20,16	7,3909	114,2551	73,71	126 Gyllenberg, Rasmus
6	147	20,08	7,3207	113,1705	73,01	141 Nilsson, Daniel
7	141	19,39	7,2718	112,4142	72,53	91 Ekstrand, Fredrik
8	135	19,48	6,9302	107,1333	69,12	125 Claesson, Joakim
9	139	20,11	6,9120	106,8519	68,94	51 Göthager, Andreas
10	145	21,07	6,8818	106,3857	68,64	163 Lütcherath, Øystein
11	147	21,37	6,8788	106,3390	68,61	149 Gunnarsson, Robert
12	145	22,09	6,5641	101,4733	65,47	244 Engan, Jon Arne
13	147	22,63	6,4958	100,4182	64,79	191 Meyenberg Strøm, Simen
14	141	22,06	6,3917	98,8083	63,75	127 Rundgren, Eddie
15	145	22,77	6,3680	98,4430	63,51	221 Dahlbom, Kalle
16	143	22,62	6,3218	97,7289	63,05	73 Svedberg, Peter
17	147	23,41	6,2794	97,0724	62,63	155 Flyberg, Fredrik
18	145	23,24	6,2392	96,4521	62,23	50 Nilsson, Jesper
19	139	22,43	6,1971	95,7999	61,81	185 Wildemo, Fredrik
20	143	23,09	6,1932	95,7396	61,77	7 Solberg, Tom
21	151	24,57	6,1457	95,0061	61,29	154 Stankovic, Alexander
22	141	23,25	6,0645	93,7510	60,48	184 Selinder, Patrik
23	133	22,21	5,9883	92,5727	59,72	214 Wallin, Joakim
24	153	26,23	5,8330	90,1722	58,18	101 Tran, Faj
25	122	21,14	5,7710	89,2143	57,56	75 Saxhøj, Ulrik
26	141	25,05	5,6287	87,0144	56,14	39 Falla, Arne
27	141	27,21	5,1819	80,1070	51,68	209 Erlandsen, Ole P.
28	113	22,12	5,1085	78,9720	50,95	64 Schiefke, Gerhard
29	143	28,15	5,0799	78,5303	50,66	159 Plantin, Fredrik
30	147	29,65	4,9578	76,6430	49,45	236 Tuveesson, Niklas
31	143	29,39	4,8656	75,2170	48,53	225 Brodin, Fredrik
32	143	29,73	4,8100	74,3568	47,97	84 Johansson, Uno
33	122	25,59	4,7675	73,7003	47,55	34 Henum, Svein Helge
34	141	29,74	4,7411	73,2922	47,29	229 Dåverhög, Carl
35	143	30,35	4,7117	72,8378	46,99	10 Nordli, Jon Terje
36	133	28,65	4,6422	71,7640	46,30	195 Lauritzen, Lars
37	127	27,43	4,6300	71,5744	46,18	180 Johansson, Mikael
38	124	27,47	4,5140	69,7819	45,02	241 Gustavsen, Trond
39	120	27,00	4,4444	68,7064	44,33	111 Andersson, Robert
40	118	26,79	4,4046	68,0909	43,93	151 Wendelklint, Tony
41	135	30,94	4,3633	67,4517	43,52	27 Estdahl, Aleksander
42	129	29,84	4,3231	66,8299	43,12	237 Gimbergsson, Stefan
43	126	29,22	4,3121	66,6607	43,01	219 Vister, Olle
44	149	34,68	4,2964	66,4182	42,85	240 Landin, Peter
45	111	27,12	4,0929	63,2722	40,82	200 Bakken, Jørn
46	135	33,49	4,0311	62,3158	40,20	230 Franzen, Anders

PRODUCTION -- Overall Stage Results

Sandaknallen 2009

Printed augusti 9, 2009 at 15:05



Stage 4 -- 4

	PTS	TIME	HIT FACTOR	STAGE POINTS	STAGE PERCENT	COMPETITOR # Name
47	116	29,79	3,8939	60,1959	38,84	177 Ström, Johan
48	131	33,84	3,8712	59,8440	38,61	248 Gustafsson, Nils Göran
49	114	30,49	3,7389	57,7999	37,29	29 Sørbo, John
50	122	33,72	3,6180	55,9309	36,08	243 Gyllenberg, Pontus
51	149	41,70	3,5731	55,2370	35,64	118 Strömberg, Andreas
52	116	34,20	3,3918	52,4338	33,83	169 Paulsson, Tor
53	137	41,54	3,2980	50,9840	32,89	82 Andersen, Marius Wigen
54	126	38,41	3,2804	50,7114	32,72	197 Bugge, Jan Petter
55	88	27,11	3,2460	50,1803	32,37	32 Björk, Robert
56	137	45,06	3,0404	47,0012	30,32	247 Ingemansson, Hans
57	103	38,48	2,6767	41,3792	26,70	107 Askeland, Chris
58	118	44,18	2,6709	41,2892	26,64	246 Yousefian, Josef
59	84	33,70	2,4926	38,5327	24,86	58 Olsen, Jon Steinar
60	91	53,09	1,7141	26,4977	17,10	113 Sanner, Odd

REVOLVER (STANDARD) -- Overall Stage Results

Sandaknallen 2009

Printed augusti 9, 2009 at 15:05



Stage 4 -- 4

	PTS	TIME	HIT FACTOR	STAGE POINTS	STAGE PERCENT	COMPETITOR # Name
1	151	26,80	5,6343	155,0000	100,00	103 Eilertsen, Ole
2	143	27,94	5,1181	140,7989	90,84	117 Lindfors, Anders
3	132	30,24	4,3651	120,0830	77,47	133 Linskog, Olof
4	145	33,22	4,3648	120,0765	77,47	85 Edfeldt, Ivar
5	129	30,82	4,1856	115,1454	74,29	59 Lindblad, Bjørn
6	149	37,61	3,9617	108,9864	70,31	223 Forsberg, Conny
7	144	37,66	3,8237	105,1893	67,86	116 Hellström, Tomas
8	146	38,73	3,7697	103,7039	66,91	61 Bugge, Finn Einar
9	128	41,89	3,0556	84,0600	54,23	239 Jansson, Kjell-Åke
10	131	45,46	2,8817	79,2741	51,14	224 Wadell, Jörgen
11	84	33,36	2,5180	69,2696	44,69	158 Femtegjeld, Arild

OPEN -- Overall Stage Results

Sandaknallen 2009

Printed augusti 9, 2009 at 15:05



Stage 5 -- 5

	PTS	TIME	HIT FACTOR	STAGE POINTS	STAGE PERCENT	COMPETITOR # Name
1	111	12,36	8,9806	120,0000	100,00	70 Skoog, Lars-Tony
2	113	12,80	8,8281	117,9628	98,30	3 Werner, Mattias
3	110	12,74	8,6342	115,3719	96,14	175 Johansen, Are
4	118	13,94	8,4648	113,1087	94,26	153 Lie, Hans Petter
5	114	13,54	8,4195	112,5027	93,75	38 Haugli, Steinar
6	115	13,89	8,2793	110,6299	92,19	187 Nordberg, Johan
7	114	13,94	8,1779	109,2745	91,06	45 Kløv, Morten
8	113	13,94	8,1062	108,3160	90,26	71 Johansen, Roger
9	109	13,76	7,9215	105,8485	88,21	120 Micaelsen, Sander
10	117	14,82	7,8947	105,4908	87,91	48 Sandås, Frank
11	115	14,66	7,8445	104,8191	87,35	145 Herregarden, Jan Erik
12	117	14,96	7,8209	104,5035	87,09	183 Olsen, Rino
13	119	15,86	7,5032	100,2583	83,55	67 Samuelsen, Thomas
14	113	15,39	7,3424	98,1107	81,76	227 Jacobsen, Jostein
15	113	15,49	7,2950	97,4774	81,23	77 Larsson, Peter
16	112	15,56	7,1979	96,1801	80,15	41 Lee, Kyrre
17	112	15,57	7,1933	96,1183	80,10	31 Reyes, Johnny
18	111	15,97	6,9505	92,8741	77,40	1 Karlsson, Christer
19	102	14,99	6,8045	90,9233	75,77	99 Hanhirova, Johannes
20	110	16,69	6,5908	88,0670	73,39	80 Forslund, Tony
21	109	16,68	6,5348	87,3187	72,77	201 Loe, Hans Roger
22	112	17,39	6,4405	86,0588	71,72	131 Larning, Bjarne
23	115	18,03	6,3783	85,2273	71,02	78 Wiel, Elisabeth
24	112	18,01	6,2188	83,0962	69,25	174 Nilsen, Bengt
25	113	18,36	6,1547	82,2399	68,53	150 Lönn, Rolf
26	106	17,58	6,0296	80,5682	67,14	178 Solberg, Richard
27	112	19,52	5,7377	76,6681	63,89	138 Wesstøl, Stein
28	108	19,65	5,4962	73,4409	61,20	173 Lunde, Tom André
29	100	18,27	5,4735	73,1372	60,95	15 Eliassen, Trond
30	95	17,73	5,3582	71,5965	59,66	79 Skog, Bjørn
31	99	18,55	5,3369	71,3129	59,43	83 Sparby, Frank
32	88	16,82	5,2319	69,9090	58,26	14 Friberg, Glenn
33	105	21,35	4,9180	65,7156	54,76	44 Roos, Gunnar
34	112	23,37	4,7925	64,0378	53,36	6 Bergström, Ronny
35	107	22,52	4,7513	63,4881	52,91	207 Molin, Marcus
36	100	21,23	4,7103	62,9400	52,45	218 von Essen, Niclas
37	102	21,67	4,7070	62,8953	52,41	215 Gregnert, Björn
38	108	25,36	4,2587	56,9051	47,42	21 Sandberg, Carl Erik
39	105	30,15	3,4826	46,5349	38,78	193 Gjerstad, Sophus
40	101	29,61	3,4110	45,5785	37,98	156 Owe, Geir
41	110	33,96	3,2391	43,2814	36,07	49 Krako, Lene
42	113	40,66	2,7791	37,1354	30,95	217 Myhra, Svein erik

STANDARD -- Overall Stage Results

Sandaknallen 2009

Printed augusti 9, 2009 at 15:05



Stage 5 -- 5

	PTS	TIME	HIT FACTOR	STAGE POINTS	STAGE PERCENT	COMPETITOR # Name
1	112	15,34	7,3012	120,0000	100,00	66 Birkjor, Ulrik
2	116	16,47	7,0431	115,7585	96,47	5 Bäckström, Mats O.
3	115	16,46	6,9866	114,8303	95,69	234 Syversen, Lars
4	118	18,68	6,3169	103,8230	86,52	119 Drange, Bjarte
5	108	17,44	6,1927	101,7808	84,82	203 Karlsson, Kenneth
6	113	18,29	6,1782	101,5438	84,62	202 Andersson, Robert
7	106	17,78	5,9618	97,9857	81,65	12 Dahlman, Roland
8	112	18,79	5,9606	97,9670	81,64	102 Nakling, Hilde
9	111	18,74	5,9232	97,3514	81,13	23 Hirvikallio, Risto
10	112	19,64	5,7026	93,7271	78,11	90 Holmberg, Daniel
11	109	19,16	5,6889	93,5017	77,92	53 Lundberg, Sven
12	112	19,78	5,6623	93,0637	77,55	147 Östling, Mikael
13	114	20,22	5,6380	92,6643	77,22	95 Rönnerberg, Peter
14	112	20,12	5,5666	91,4911	76,24	137 Lindstedt, Lars
15	115	20,92	5,4971	90,3493	75,29	89 Due, Dag Petter
16	109	20,04	5,4391	89,3959	74,50	60 Vikeby, Rune
17	109	20,71	5,2632	86,5038	72,09	25 Carlander, Mikael
18	111	21,45	5,1748	85,0520	70,88	232 Lappi-Seppälä, Mikael
19	110	21,35	5,1522	84,6805	70,57	8 Larsen, Søren
20	96	18,74	5,1227	84,1958	70,16	52 Lundberg, Klas
21	117	23,18	5,0475	82,9585	69,13	57 Nilsson, Ola
22	110	21,84	5,0366	82,7806	68,98	139 Hjelm, Thomas
23	106	21,34	4,9672	81,6395	68,03	33 Fristrup, Klaus
24	117	23,62	4,9534	81,4131	67,84	36 Schieck, Peter
25	117	23,76	4,9242	80,9334	67,44	54 Andersson, Hans
26	110	22,35	4,9217	80,8917	67,41	104 Parhammar, Mats
27	108	22,30	4,8430	79,5990	66,33	135 Stigstedt, Michael
28	104	21,77	4,7772	78,5170	65,43	56 Glesnes, Kenneth
29	117	24,57	4,7619	78,2653	65,22	161 Ulriksen, Chris
30	112	23,76	4,7138	77,4747	64,56	46 Miklaheim, Fredrik
31	114	24,55	4,6436	76,3206	63,60	146 Rönnerberg, Tom
32	115	26,12	4,4028	72,3624	60,30	165 Holthe, Svein Ivar
33	118	27,43	4,3019	70,7041	58,92	245 Bäckstöröm, Bengt
34	108	25,28	4,2722	70,2159	58,51	196 Sjöholm, Hans-Erik
35	105	24,62	4,2648	70,0955	58,41	199 Kaneröd, Joakim
36	116	27,45	4,2259	69,4551	57,88	152 Poortman, Rune
37	114	27,84	4,0948	67,3014	56,08	210 Vangsnæs, Per
38	102	24,97	4,0849	67,1383	55,95	65 Christiansen, Anders
39	108	26,76	4,0359	66,3325	55,28	97 Rönnerberg, Thomas
40	111	27,89	3,9799	65,4128	54,51	18 Lundgren, Thomas
41	100	25,39	3,9386	64,7330	53,94	22 Rissmann, Rune
42	110	28,22	3,8979	64,0655	53,39	166 Røise, Ronny
43	113	29,41	3,8422	63,1498	52,62	194 Revheim, Lars Kenneth
44	116	31,05	3,7359	61,4024	51,17	182 Johansson, Örjan
45	90	24,20	3,7190	61,1246	50,94	123 Sandberg, Jens
46	102	27,46	3,7145	61,0504	50,88	189 Lund, Bent

STANDARD -- Overall Stage Results

Sandaknallen 2009

Printed augusti 9, 2009 at 15:05



Stage 5 -- 5

	PTS	TIME	HIT FACTOR	STAGE POINTS	STAGE PERCENT	COMPETITOR # Name
47	110	30,58	3,5971	59,1213	49,27	242 Dahlbäck, Ola
48	110	31,06	3,5415	58,2076	48,51	204 Matern-Lindewald, Henrik
49	109	31,92	3,4148	56,1245	46,77	109 Sand, Lars
50	93	27,85	3,3393	54,8841	45,74	112 Ingemarsson, Lars-Åke
51	116	36,20	3,2044	52,6669	43,89	228 Lundberg, Peter
52	66	20,81	3,1716	52,1267	43,44	35 Rudensten, Joakim
53	91	29,40	3,0952	50,8725	42,39	192 Gjerstad, Bjørn
54	114	37,86	3,0111	49,4895	41,24	148 Holst, Einar Johan
55	102	34,60	2,9480	48,4521	40,38	87 Edfeldt, Vincent
56	115	39,42	2,9173	47,9479	39,96	206 Karlsson, Tony
57	111	41,71	2,6612	43,7393	36,45	233 Basic, Susan
58	94	35,86	2,6213	43,0830	35,90	110 Breigutua, Geir Ivar
59	111	45,08	2,4623	40,4695	33,72	86 Edfeldt, Katarina
60	110	45,34	2,4261	39,8749	33,23	100 Berg, Yvonne
61	109	50,03	2,1787	35,8084	29,84	108 Skårlid, Ola
62	106	54,19	1,9561	32,1496	26,79	124 Gregnert, Janne
63	116	61,85	1,8755	30,8253	25,69	168 Paulsson, Johan
64	95	52,46	1,8109	29,7635	24,80	157 Svensson, Joakim
65	97	72,81	1,3322	21,8962	18,25	216 Rhule, William
66	49	51,90	0,9441	15,5173	12,93	198 Hamrell, Marie

PRODUCTION -- Overall Stage Results

Sandaknallen 2009

Printed augusti 9, 2009 at 15:05



Stage 5 -- 5

	PTS	TIME	HIT FACTOR	STAGE POINTS	STAGE PERCENT	COMPETITOR # Name
1	112	16,21	6,9093	120,0000	100,00	42 Ekstedt, Stefan
2	104	15,13	6,8738	119,3825	99,49	39 Falla, Arne
3	114	17,26	6,6049	114,7124	95,59	101 Tran, Faj
4	110	17,96	6,1247	106,3733	88,64	73 Svedberg, Peter
5	110	18,08	6,0841	105,6673	88,06	205 Rasmussen, Per-Ola
6	112	18,45	6,0705	105,4309	87,86	125 Claesson, Joakim
7	112	18,61	6,0183	104,5244	87,10	126 Gyllenberg, Rasmus
8	112	18,66	6,0021	104,2444	86,87	55 Säkki, Kristian
9	108	18,47	5,8473	101,5554	84,63	163 Lütcherath, Øystein
10	116	20,13	5,7625	100,0830	83,40	185 Wildemo, Fredrik
11	106	18,43	5,7515	99,8911	83,24	28 Hagemann, Lars
12	110	19,33	5,6906	98,8342	82,36	91 Ekstrand, Fredrik
13	112	20,05	5,5860	97,0175	80,85	149 Gunnarsson, Robert
14	110	19,98	5,5055	95,6188	79,68	184 Selinder, Patrik
15	102	18,66	5,4662	94,9368	79,11	51 Göthager, Andreas
16	112	20,71	5,4080	93,9256	78,27	191 Meyenberg Strøm, Simen
17	112	20,87	5,3666	93,2056	77,67	214 Wallin, Joakim
18	114	21,32	5,3471	92,8675	77,39	7 Solberg, Tom
19	110	20,61	5,3372	92,6960	77,25	244 Engan, Jon Arne
20	108	21,48	5,0279	87,3244	72,77	64 Schiefke, Gerhard
21	100	20,10	4,9751	86,4072	72,01	141 Nilsson, Daniel
22	108	22,40	4,8214	83,7379	69,78	50 Nilsson, Jesper
23	110	22,97	4,7889	83,1722	69,31	154 Stankovic, Alexander
24	97	20,33	4,7713	82,8668	69,06	127 Rundgren, Eddie
25	104	22,21	4,6826	81,3263	67,77	111 Andersson, Robert
26	106	22,73	4,6634	80,9940	67,49	195 Lauritzen, Lars
27	112	24,44	4,5827	79,5908	66,33	10 Nordli, Jon Terje
28	97	21,51	4,5095	78,3209	65,27	155 Flyberg, Fredrik
29	100	22,52	4,4405	77,1219	64,27	180 Johansson, Mikael
30	114	26,19	4,3528	75,5989	63,00	200 Bakken, Jørn
31	100	23,24	4,3029	74,7326	62,28	241 Gustavsen, Trond
32	104	24,29	4,2816	74,3622	61,97	34 Henum, Svein Helge
33	114	27,91	4,0846	70,9400	59,12	236 Tuvevson, Niklas
34	104	26,27	3,9589	68,7574	57,30	151 Wendelklint, Tony
35	112	28,38	3,9464	68,5412	57,12	225 Brodin, Fredrik
36	110	28,63	3,8421	66,7295	55,61	169 Paulsson, Tor
37	102	27,49	3,7104	64,4424	53,70	75 Saxhøj, Ulrik
38	108	29,28	3,6885	64,0618	53,38	229 Dåverhög, Carl
39	100	27,60	3,6232	62,9270	52,44	159 Plantin, Fredrik
40	98	27,85	3,5189	61,1149	50,93	219 Vister, Olle
41	106	30,66	3,4573	60,0454	50,04	84 Johansson, Uno
42	101	29,57	3,4156	59,3221	49,44	246 Yousefian, Josef
43	76	22,73	3,3436	58,0711	48,39	27 Estdahl, Aleksander
44	114	34,10	3,3431	58,0626	48,39	32 Björk, Robert
45	87	26,67	3,2621	56,6556	47,21	29 Sørbo, John
46	104	32,35	3,2148	55,8348	46,53	248 Gustafsson, Nils Göran

PRODUCTION -- Overall Stage Results

Sandaknallen 2009

Printed augusti 9, 2009 at 15:05



Stage 5 -- 5

	PTS	TIME	HIT FACTOR	STAGE POINTS	STAGE PERCENT	COMPETITOR # Name
47	96	30,65	3,1321	54,3985	45,33	237 Gimbergsson, Stefan
48	100	32,08	3,1172	54,1392	45,12	197 Bugge, Jan Petter
49	94	30,50	3,0820	53,5272	44,61	58 Olsen, Jon Steinar
50	110	36,77	2,9916	51,9571	43,30	243 Gyllenberg, Pontus
51	102	34,47	2,9591	51,3931	42,83	82 Andersen, Marius Wigen
52	72	27,20	2,6471	45,9737	38,31	221 Dahlbom, Kalle
53	93	36,31	2,5613	44,4839	37,07	240 Landin, Peter
54	83	34,11	2,4333	42,2613	35,22	247 Ingemansson, Hans
55	74	31,17	2,3741	41,2326	34,36	230 Franzen, Anders
56	93	40,31	2,3071	40,0697	33,39	209 Erlandsen, Ole P.
57	95	47,13	2,0157	35,0084	29,17	107 Askeland, Chris
58	99	51,96	1,9053	33,0912	27,58	177 Ström, Johan
59	79	46,11	1,7133	29,7563	24,80	113 Sanner, Odd
60	114	73,39	1,5533	26,9783	22,48	118 Strömberg, Andreas

REVOLVER (STANDARD) -- Overall Stage Results

Sandaknallen 2009

Printed augusti 9, 2009 at 15:05



Stage 5 -- 5

	PTS	TIME	HIT FACTOR	STAGE POINTS	STAGE PERCENT	COMPETITOR # Name
1	117	22,15	5,2822	120,0000	100,00	133 Linskog, Olof
2	117	28,77	4,0667	92,3879	76,99	59 Lindblad, Bjørn
3	111	28,01	3,9629	90,0283	75,02	117 Lindfors, Anders
4	107	27,61	3,8754	88,0413	73,37	85 Edfeldt, Ivar
5	114	31,10	3,6656	83,2748	69,40	103 Eilertsen, Ole
6	115	34,63	3,3208	75,4422	62,87	61 Bugge, Finn Einar
7	115	40,78	2,8200	64,0648	53,39	224 Wadell, Jörgen
8	113	42,48	2,6601	60,4315	50,36	116 Hellström, Tomas
9	101	40,34	2,5037	56,8793	47,40	239 Jansson, Kjell-Åke
10	99	40,28	2,4578	55,8361	46,53	223 Forsberg, Conny
11	78	32,82	2,3766	53,9915	44,99	158 Femtegjeld, Arild

OPEN -- Overall Stage Results**Sandaknallen 2009**

Printed augusti 9, 2009 at 15:05

**Stage 6 -- 6**

	PTS	TIME	HIT FACTOR	STAGE POINTS	STAGE PERCENT	COMPETITOR # Name
1	76	8,00	9,5000	80,0000	100,00	67 Samuelsen, Thomas
2	75	8,45	8,8757	74,7431	93,43	187 Nordberg, Johan
3	79	9,02	8,7583	73,7542	92,19	38 Haugli, Steinar
4	76	8,75	8,6857	73,1429	91,43	153 Lie, Hans Petter
5	76	8,78	8,6560	72,8929	91,12	83 Sparby, Frank
6	77	9,12	8,4430	71,0988	88,87	183 Olsen, Rino
7	75	9,03	8,3056	69,9423	87,43	201 Loe, Hans Roger
8	72	8,67	8,3045	69,9326	87,42	70 Skoog, Lars-Tony
9	77	9,38	8,2090	69,1280	86,41	227 Jacobsen, Jostein
10	76	9,32	8,1545	68,6695	85,84	120 Micaelsen, Sander
11	75	9,20	8,1522	68,6499	85,81	145 Herregarden, Jan Erik
12	74	9,23	8,0173	67,5144	84,39	175 Johansen, Are
13	74	9,34	7,9229	66,7193	83,40	41 Lee, Kyrre
14	70	8,94	7,8300	65,9367	82,42	3 Werner, Mattias
15	74	9,50	7,7895	65,5956	81,99	48 Sandås, Frank
16	75	10,26	7,3099	61,5574	76,95	131 Larning, Bjarne
17	77	10,70	7,1963	60,6001	75,75	45 Kløv, Morten
18	75	10,53	7,1225	59,9790	74,97	173 Lunde, Tom André
19	72	10,13	7,1076	59,8535	74,82	150 Lönn, Rolf
20	70	10,40	6,7308	56,6802	70,85	178 Solberg, Richard
21	58	8,64	6,7130	56,5302	70,66	14 Friberg, Glenn
22	68	10,74	6,3315	53,3176	66,65	99 Hanhirova, Johannes
23	71	11,65	6,0944	51,3214	64,15	80 Forslund, Tony
24	72	12,02	5,9900	50,4422	63,05	77 Larsson, Peter
25	73	12,37	5,9014	49,6958	62,12	174 Nilsen, Bengt
26	64	11,10	5,7658	48,5538	60,69	31 Reyes, Johnny
27	71	12,48	5,6891	47,9082	59,89	44 Roos, Gunnar
28	58	10,89	5,3260	44,8504	56,06	79 Skog, Bjørn
29	58	11,11	5,2205	43,9623	54,95	2 Werner, Carl-Erik
30	56	10,78	5,1948	43,7457	54,68	218 von Essen, Niclas
31	57	11,01	5,1771	43,5967	54,50	193 Gjerstad, Sophus
32	51	10,77	4,7354	39,8769	49,85	138 Wesstøl, Stein
33	66	14,06	4,6942	39,5298	49,41	156 Owe, Geir
34	65	13,93	4,6662	39,2942	49,12	6 Bergström, Ronny
35	62	13,35	4,6442	39,1090	48,89	1 Karlsson, Christer
36	76	17,98	4,2269	35,5951	44,49	215 Gregnert, Björn
37	76	18,05	4,2105	35,4571	44,32	207 Molin, Marcus
38	43	10,47	4,1070	34,5850	43,23	15 Eliassen, Trond
39	62	15,52	3,9948	33,6408	42,05	71 Johansen, Roger
40	44	15,20	2,8947	24,3767	30,47	217 Myhra, Svein erik
41	20	13,72	1,4577	12,2756	15,34	49 Krako, Lene
42	62	45,03	1,3769	11,5946	14,49	21 Sandberg, Carl Erik
43	0	3,09	0,0000	0,0000	0,00	78 Wiel, Elisabeth

STANDARD -- Overall Stage Results

Sandaknallen 2009

Printed augusti 9, 2009 at 15:05



Stage 6 -- 6

	PTS	TIME	HIT FACTOR	STAGE POINTS	STAGE PERCENT	COMPETITOR # Name
1	73	9,04	8,0752	80,0000	100,00	234 Syversen, Lars
2	72	8,97	8,0268	79,5199	99,40	66 Birkjor, Ulrik
3	73	9,52	7,6681	75,9664	94,96	90 Holmberg, Daniel
4	76	10,13	7,5025	74,3258	92,91	89 Due, Dag Petter
5	72	9,69	7,4303	73,6113	92,01	203 Karlsson, Kenneth
6	72	9,76	7,3770	73,0833	91,35	137 Lindstedt, Lars
7	75	10,20	7,3529	72,8445	91,06	36 Schieck, Peter
8	77	10,53	7,3124	72,4433	90,55	23 Hirvikallio, Risto
9	75	10,35	7,2464	71,7888	89,74	25 Carlander, Mikael
10	78	10,85	7,1889	71,2197	89,02	202 Andersson, Robert
11	79	11,17	7,0725	70,0663	87,58	95 Rönnerberg, Peter
12	75	10,65	7,0423	69,7665	87,21	18 Lundgren, Thomas
13	73	10,50	6,9524	68,8762	86,10	52 Lundberg, Klas
14	74	10,92	6,7766	67,1343	83,92	5 Bäckström, Mats O.
15	74	10,98	6,7395	66,7675	83,46	189 Lund, Bent
16	68	10,46	6,5010	64,4040	80,50	56 Glesnes, Kenneth
17	73	11,24	6,4947	64,3416	80,43	112 Ingemarsson, Lars-Åke
18	74	11,40	6,4912	64,3076	80,38	147 Östling, Mikael
19	76	11,73	6,4791	64,1876	80,23	119 Drange, Bjarte
20	75	11,58	6,4767	64,1635	80,20	12 Dahlman, Roland
21	72	11,27	6,3886	63,2913	79,11	57 Nilsson, Ola
22	76	12,03	6,3175	62,5869	78,23	102 Nakling, Hilde
23	62	9,89	6,2690	62,1056	77,63	46 Miklaheim, Fredrik
24	69	11,08	6,2274	61,6943	77,12	60 Vikeby, Rune
25	74	11,94	6,1977	61,3992	76,75	139 Hjelm, Thomas
26	79	12,84	6,1526	60,9534	76,19	54 Andersson, Hans
27	74	12,03	6,1513	60,9399	76,17	8 Larsen, Søren
28	74	12,24	6,0458	59,8944	74,87	161 Ulriksen, Chris
29	74	12,62	5,8637	58,0909	72,61	22 Rissmann, Rune
30	72	12,62	5,7052	56,5209	70,65	35 Rudensten, Joakim
31	70	12,35	5,6680	56,1522	70,19	245 Bäckstörn, Bengt
32	58	10,47	5,5396	54,8804	68,60	65 Christiansen, Anders
33	65	12,06	5,3897	53,3951	66,74	104 Parhammar, Mats
34	76	14,44	5,2632	52,1413	65,18	152 Poortman, Rune
35	75	14,27	5,2558	52,0682	65,09	146 Rönnerberg, Tom
36	68	12,99	5,2348	51,8603	64,83	135 Stigstedt, Michael
37	76	14,58	5,2126	51,6406	64,55	192 Gjerstad, Bjørn
38	49	9,72	5,0412	49,9419	62,43	33 Fristrup, Klaus
39	76	15,09	5,0364	49,8953	62,37	166 Røise, Ronny
40	65	12,97	5,0116	49,6488	62,06	199 Kaneröd, Joakim
41	66	13,31	4,9587	49,1249	61,41	87 Edfeldt, Vincent
42	71	14,54	4,8831	48,3759	60,47	194 Revheim, Lars Kenneth
43	77	15,88	4,8489	48,0370	60,05	210 Vangnes, Per
44	73	15,26	4,7837	47,3919	59,24	110 Breigutua, Geir Ivar
45	66	13,80	4,7826	47,3806	59,23	196 Sjöholm, Hans-Erik
46	74	15,68	4,7194	46,7543	58,44	242 Dahlbäck, Ola

STANDARD -- Overall Stage Results

Sandaknallen 2009

Printed augusti 9, 2009 at 15:05



Stage 6 -- 6

	PTS	TIME	HIT FACTOR	STAGE POINTS	STAGE PERCENT	COMPETITOR # Name
47	74	16,00	4,6250	45,8192	57,27	97 Rönnerberg, Thomas
48	74	16,11	4,5934	45,5063	56,88	165 Holthe, Svein Ivar
49	60	13,56	4,4248	43,8356	54,79	53 Lundberg, Sven
50	62	14,36	4,3175	42,7733	53,47	168 Paulsson, Johan
51	72	16,71	4,3088	42,6866	53,36	204 Matern-Lindewald, Henrik
52	76	17,88	4,2506	42,1096	52,64	182 Johansson, Örjan
53	71	18,11	3,9205	38,8397	48,55	148 Holst, Einar Johan
54	73	19,56	3,7321	36,9734	46,22	124 Gregnert, Janne
55	64	17,25	3,7101	36,7558	45,94	206 Karlsson, Tony
56	51	14,07	3,6247	35,9097	44,89	228 Lundberg, Peter
57	45	12,85	3,5019	34,6932	43,37	232 Lappi-Seppälä, Mikael
58	67	19,62	3,4149	33,8307	42,29	109 Sand, Lars
59	59	17,30	3,4104	33,7864	42,23	233 Basic, Susan
60	64	19,38	3,3024	32,7161	40,90	198 Hamrell, Marie
61	52	15,92	3,2663	32,3591	40,45	86 Edfeldt, Katarina
62	48	15,42	3,1128	30,8384	38,55	123 Sandberg, Jens
63	75	27,64	2,7135	26,8818	33,60	157 Svensson, Joakim
64	64	24,45	2,6176	25,9320	32,42	100 Berg, Yvonne
65	49	20,90	2,3445	23,2266	29,03	108 Skårlid, Ola
66	70	38,83	1,8027	17,8594	22,32	216 Rhule, William

PRODUCTION -- Overall Stage Results

Sandaknallen 2009

Printed augusti 9, 2009 at 15:05



Stage 6 -- 6

	PTS	TIME	HIT FACTOR	STAGE POINTS	STAGE PERCENT	COMPETITOR # Name
1	80	9,93	8,0564	80,0000	100,00	205 Rasmussen, Per-Ola
2	76	9,80	7,7551	77,0082	96,26	28 Hagemann, Lars
3	74	9,81	7,5433	74,9052	93,63	126 Gyllenberg, Rasmus
4	74	10,29	7,1914	71,4111	89,26	141 Nilsson, Daniel
5	70	9,88	7,0850	70,3542	87,94	73 Svedberg, Peter
6	64	9,13	7,0099	69,6079	87,01	55 Säkki, Kristian
7	70	10,37	6,7502	67,0299	83,79	42 Ekstedt, Stefan
8	66	10,08	6,5476	65,0179	81,27	101 Tran, Faj
9	76	11,73	6,4791	64,3376	80,42	163 Lütcherath, Øystein
10	76	12,03	6,3175	62,7332	78,42	125 Claesson, Joakim
11	72	11,45	6,2882	62,4419	78,05	51 Göthager, Andreas
12	68	10,93	6,2214	61,7786	77,22	185 Wildemo, Fredrik
13	68	11,02	6,1706	61,2741	76,59	127 Rundgren, Eddie
14	64	10,45	6,1244	60,8153	76,02	244 Engan, Jon Arne
15	66	11,52	5,7292	56,8906	71,11	221 Dahlbom, Kalle
16	64	11,33	5,6487	56,0918	70,11	91 Ekstrand, Fredrik
17	70	12,44	5,6270	55,8762	69,85	184 Selinder, Patrik
18	70	12,73	5,4988	54,6033	68,25	75 Saxhøj, Ulrik
19	66	12,08	5,4636	54,2533	67,82	214 Wallin, Joakim
20	66	12,26	5,3834	53,4568	66,82	191 Meyenberg Strøm, Simen
21	76	14,26	5,3296	52,9229	66,15	34 Henum, Svein Helge
22	70	13,18	5,3111	52,7390	65,92	195 Lauritzen, Lars
23	63	12,01	5,2456	52,0891	65,11	64 Schiefke, Gerhard
24	72	13,76	5,2326	51,9593	64,95	50 Nilsson, Jesper
25	74	14,91	4,9631	49,2837	61,60	180 Johansson, Mikael
26	68	13,74	4,9491	49,1441	61,43	155 Flyberg, Fredrik
27	70	14,49	4,8309	47,9710	59,96	236 Tuvesson, Niklas
28	66	13,80	4,7826	47,4913	59,36	151 Wendelklint, Tony
29	72	15,19	4,7400	47,0678	58,83	197 Bugge, Jan Petter
30	72	15,19	4,7400	47,0678	58,83	219 Vister, Olle
31	60	13,24	4,5317	45,0000	56,25	149 Gunnarsson, Robert
32	51	11,52	4,4271	43,9609	54,95	7 Solberg, Tom
33	61	13,90	4,3885	43,5777	54,47	159 Plantin, Fredrik
34	58	13,66	4,2460	42,1625	52,70	248 Gustafsson, Nils Göran
35	66	15,74	4,1931	41,6379	52,05	32 Björk, Robert
36	64	15,30	4,1830	41,5373	51,92	10 Nordli, Jon Terje
37	78	18,71	4,1689	41,3971	51,75	240 Landin, Peter
38	53	13,21	4,0121	39,8403	49,80	229 Dåverhög, Carl
39	55	13,71	4,0117	39,8359	49,79	200 Bakken, Jørn
40	68	17,07	3,9836	39,5571	49,45	177 Ström, Johan
41	64	16,43	3,8953	38,6805	48,35	237 Gimbergsson, Stefan
42	72	18,52	3,8877	38,6048	48,26	230 Franzen, Anders
43	76	20,23	3,7568	37,3050	46,63	118 Strömberg, Andreas
44	53	14,68	3,6104	35,8508	44,81	241 Gustavsen, Trond
45	44	12,57	3,5004	34,7589	43,45	111 Andersson, Robert
46	60	17,42	3,4443	34,2021	42,75	82 Andersen, Marius Wigen

PRODUCTION -- Overall Stage Results

Sandaknallen 2009

Printed augusti 9, 2009 at 15:05



Stage 6 -- 6

	PTS	TIME	HIT FACTOR	STAGE POINTS	STAGE PERCENT	COMPETITOR # Name
47	55	16,29	3,3763	33,5267	41,91	39 Falla, Arne
48	43	12,93	3,3256	33,0232	41,28	225 Brodin, Fredrik
49	45	13,70	3,2847	32,6168	40,77	27 Estdahl, Aleksander
50	40	12,35	3,2389	32,1619	40,20	209 Erlandsen, Ole P.
51	45	14,00	3,2143	31,9179	39,90	29 Sørbo, John
52	56	17,98	3,1146	30,9277	38,66	243 Gyllenberg, Pontus
53	39	13,05	2,9885	29,6759	37,09	84 Johansson, Uno
54	53	18,41	2,8789	28,5872	35,73	247 Ingemansson, Hans
55	55	19,90	2,7638	27,4447	34,31	107 Askeland, Chris
56	47	19,39	2,4239	24,0696	30,09	169 Paulsson, Tor
57	47	20,20	2,3267	23,1045	28,88	113 Sanner, Odd
58	30	14,04	2,1368	21,2179	26,52	58 Olsen, Jon Steinar
59	55	25,84	2,1285	21,1358	26,42	246 Yousefian, Josef
60	0	5,38	0,0000	0,0000	0,00	154 Stankovic, Alexander

REVOLVER (STANDARD) -- Overall Stage Results

Sandaknallen 2009

Printed augusti 9, 2009 at 15:05



Stage 6 -- 6

	PTS	TIME	HIT FACTOR	STAGE POINTS	STAGE PERCENT	COMPETITOR # Name
1	74	13,66	5,4173	80,0000	100,00	103 Eilertsen, Ole
2	73	15,76	4,6320	68,4031	85,50	133 Linskog, Olof
3	75	16,26	4,6125	68,1161	85,15	117 Lindfors, Anders
4	75	16,54	4,5345	66,9630	83,70	85 Edfeldt, Ivar
5	71	15,92	4,4598	65,8604	82,33	223 Forsberg, Conny
6	62	13,99	4,4317	65,4460	81,81	59 Lindblad, Bjørn
7	78	19,88	3,9235	57,9412	72,43	224 Wadell, Jörgen
8	66	17,01	3,8801	57,2992	71,62	61 Bugge, Finn Einar
9	57	18,92	3,0127	44,4900	55,61	116 Hellström, Tomas
10	76	27,45	2,7687	40,8865	51,11	239 Jansson, Kjell-Åke
11	42	15,84	2,6515	39,1564	48,95	158 Femtegjeld, Arild

OPEN -- Overall Stage Results

Sandaknallen 2009

Printed augusti 9, 2009 at 15:05



Stage 7 -- 7

	PTS	TIME	HIT FACTOR	STAGE POINTS	STAGE PERCENT	COMPETITOR # Name
1	153	15,14	10,1057	160,0000	100,00	201 Loe, Hans Roger
2	158	16,21	9,7471	154,3222	96,45	153 Lie, Hans Petter
3	155	16,41	9,4455	149,5470	93,47	178 Solberg, Richard
4	156	16,66	9,3637	148,2532	92,66	67 Samuelsen, Thomas
5	150	16,25	9,2308	146,1478	91,34	70 Skoog, Lars-Tony
6	149	16,54	9,0085	142,6281	89,14	38 Haugli, Steinar
7	155	17,43	8,8927	140,7955	88,00	187 Nordberg, Johan
8	154	17,33	8,8863	140,6943	87,93	183 Olsen, Rino
9	147	16,58	8,8661	140,3742	87,73	83 Sparby, Frank
10	150	17,12	8,7617	138,7209	86,70	48 Sandås, Frank
11	144	16,47	8,7432	138,4278	86,52	14 Friberg, Glenn
12	149	17,78	8,3802	132,6811	82,93	120 Micaelsen, Sander
13	147	17,74	8,2864	131,1953	82,00	227 Jacobsen, Jostein
14	152	18,43	8,2474	130,5788	81,61	45 Kløv, Morten
15	139	16,89	8,2297	130,2986	81,44	3 Werner, Mattias
16	142	18,09	7,8496	124,2808	77,68	99 Hanhirova, Johannes
17	146	18,69	7,8117	123,6796	77,30	175 Johansen, Are
18	126	16,46	7,6549	121,1979	75,75	41 Lee, Kyrre
19	153	20,24	7,5593	119,6838	74,80	31 Reyes, Johnny
20	140	18,76	7,4627	118,1543	73,85	145 Herregarden, Jan Erik
21	151	20,46	7,3803	116,8492	73,03	15 Eliassen, Trond
22	154	21,16	7,2779	115,2284	72,02	71 Johansen, Roger
23	150	20,99	7,1463	113,1444	70,72	79 Skog, Bjørn
24	155	21,93	7,0679	111,9045	69,94	78 Wiel, Elisabeth
25	153	21,67	7,0605	111,7859	69,87	131 Larning, Bjarne
26	147	20,95	7,0167	111,0933	69,43	1 Karlsson, Christer
27	129	20,23	6,3767	100,9597	63,10	150 Lönn, Rolf
28	154	24,33	6,3296	100,2151	62,63	173 Lunde, Tom André
29	143	23,06	6,2012	98,1818	61,36	207 Molin, Marcus
30	117	19,98	5,8559	92,7139	57,95	138 Wesstøl, Stein
31	120	20,71	5,7943	91,7393	57,34	44 Roos, Gunnar
32	149	26,24	5,6784	89,9036	56,19	2 Werner, Carl-Erik
33	149	26,50	5,6226	89,0215	55,64	77 Larsson, Peter
34	149	26,69	5,5826	88,3878	55,24	6 Bergström, Ronny
35	136	24,62	5,5240	87,4592	54,66	218 von Essen, Niclas
36	150	27,78	5,3996	85,4896	53,43	215 Gregnert, Björn
37	136	28,43	4,7837	75,7385	47,34	156 Owe, Geir
38	116	25,56	4,5383	71,8541	44,91	193 Gjerstad, Sophus
39	95	21,61	4,3961	69,6022	43,50	174 Nilsen, Bengt
40	153	36,37	4,2068	66,6043	41,63	217 Myhra, Svein erik
41	140	34,45	4,0639	64,3418	40,21	49 Krako, Lene
42	100	25,15	3,9761	62,9530	39,35	80 Forslund, Tony
43	124	34,03	3,6438	57,6918	36,06	21 Sandberg, Carl Erik

STANDARD -- Overall Stage Results

Sandaknallen 2009

Printed augusti 9, 2009 at 15:05



Stage 7 -- 7

	PTS	TIME	HIT FACTOR	STAGE POINTS	STAGE PERCENT	COMPETITOR # Name
1	142	14,97	9,4856	160,0000	100,00	234 Syversen, Lars
2	146	17,23	8,4736	142,9292	89,33	5 Bäckström, Mats O.
3	149	17,62	8,4563	142,6375	89,15	137 Lindstedt, Lars
4	155	18,80	8,2447	139,0680	86,92	202 Andersson, Robert
5	148	18,06	8,1949	138,2285	86,39	66 Birkjor, Ulrik
6	154	18,86	8,1654	137,7312	86,08	23 Hirvikallio, Risto
7	156	20,19	7,7266	130,3292	81,46	60 Vikeby, Rune
8	134	17,73	7,5578	127,4822	79,68	25 Carlander, Mikael
9	147	19,97	7,3610	124,1631	77,60	89 Due, Dag Petter
10	146	20,67	7,0634	119,1423	74,46	95 Rönnerberg, Peter
11	144	20,84	6,9098	116,5516	72,84	147 Östling, Mikael
12	150	21,88	6,8556	115,6372	72,27	232 Lappi-Seppälä, Mikael
13	146	21,88	6,6728	112,5535	70,35	36 Schieck, Peter
14	119	17,90	6,6480	112,1366	70,09	33 Fristrup, Klaus
15	130	19,58	6,6394	111,9913	69,99	90 Holmberg, Daniel
16	150	22,73	6,5992	111,3128	69,57	194 Revheim, Lars Kenneth
17	154	23,73	6,4897	109,4653	68,42	102 Nakling, Hilde
18	133	20,84	6,3820	107,6484	67,28	56 Glesnes, Kenneth
19	134	21,11	6,3477	107,0705	66,92	189 Lund, Bent
20	150	23,64	6,3452	107,0280	66,89	97 Rönnerberg, Thomas
21	149	23,53	6,3323	106,8114	66,76	18 Lundgren, Thomas
22	155	24,50	6,3265	106,7134	66,70	104 Parhammar, Mats
23	146	23,19	6,2958	106,1954	66,37	8 Larsen, Søren
24	142	22,60	6,2832	105,9823	66,24	52 Lundberg, Klas
25	137	21,96	6,2386	105,2305	65,77	12 Dahlman, Roland
26	153	25,23	6,0642	102,2887	63,93	146 Rönnerberg, Tom
27	135	22,38	6,0322	101,7483	63,59	46 Miklaheim, Fredrik
28	145	24,05	6,0291	101,6966	63,56	35 Rudensten, Joakim
29	135	22,71	5,9445	100,2698	62,67	112 Ingemarsson, Lars-Åke
30	152	25,98	5,8507	98,6865	61,68	139 Hjelm, Thomas
31	136	23,35	5,8244	98,2439	61,40	57 Nilsson, Ola
32	153	26,58	5,7562	97,0934	60,68	161 Ulriksen, Chris
33	146	25,56	5,7120	96,3486	60,22	166 Røise, Ronny
34	156	27,55	5,6624	95,5117	59,69	119 Drange, Bjarte
35	123	22,09	5,5681	93,9210	58,70	123 Sandberg, Jens
36	158	28,46	5,5517	93,6431	58,53	54 Andersson, Hans
37	149	27,01	5,5165	93,0497	58,16	53 Lundberg, Sven
38	146	27,06	5,3954	91,0078	56,88	87 Edfeldt, Vincent
39	149	28,13	5,2968	89,3449	55,84	245 Bäckström, Bengt
40	116	22,45	5,1670	87,1556	54,47	203 Karlsson, Kenneth
41	157	30,39	5,1662	87,1410	54,46	108 Skårlid, Ola
42	131	25,70	5,0973	85,9789	53,74	135 Stigstedt, Michael
43	145	28,74	5,0452	85,1010	53,19	65 Christiansen, Anders
44	157	31,15	5,0401	85,0149	53,13	124 Gregnert, Janne
45	156	32,70	4,7706	80,4693	50,29	152 Poortman, Rune
46	151	32,50	4,6462	78,3695	48,98	210 Vangnes, Per

STANDARD -- Overall Stage Results

Sandaknallen 2009

Printed augusti 9, 2009 at 15:05



Stage 7 -- 7

	PTS	TIME	HIT FACTOR	STAGE POINTS	STAGE PERCENT	COMPETITOR # Name
47	153	33,02	4,6336	78,1570	48,85	192 Gjerstad, Bjørn
48	152	33,12	4,5894	77,4117	48,38	157 Svensson, Joakim
49	144	32,18	4,4748	75,4797	47,17	165 Holthe, Svein Ivar
50	102	23,12	4,4118	74,4159	46,51	22 Rissmann, Rune
51	152	34,53	4,4020	74,2507	46,41	206 Karlsson, Tony
52	153	35,30	4,3343	73,1089	45,69	109 Sand, Lars
53	140	32,52	4,3050	72,6158	45,38	110 Breigutua, Geir Ivar
54	152	35,54	4,2769	72,1406	45,09	168 Paulsson, Johan
55	132	31,89	4,1392	69,8189	43,64	86 Edfeldt, Katarina
56	121	30,98	3,9057	65,8806	41,18	242 Dahlbäck, Ola
57	138	36,64	3,7664	63,5297	39,71	182 Johansson, Örjan
58	99	26,59	3,7232	62,8015	39,25	228 Lundberg, Peter
59	120	33,46	3,5864	60,4935	37,81	199 Kaneröd, Joakim
60	138	38,99	3,5394	59,7007	37,31	196 Sjöholm, Hans-Erik
61	140	39,78	3,5194	59,3631	37,10	148 Holst, Einar Johan
62	122	38,85	3,1403	52,9691	33,11	204 Matern-Lindewald, Henrik
63	121	53,90	2,2449	37,8661	23,67	233 Basic, Susan
64	91	44,87	2,0281	34,2089	21,38	100 Berg, Yvonne
65	150	85,57	1,7530	29,5681	18,48	216 Rhule, William
66	67	41,82	1,6021	27,0237	16,89	198 Hamrell, Marie

PRODUCTION -- Overall Stage Results

Sandaknallen 2009

Printed augusti 9, 2009 at 15:05




Stage 7 -- 7

	PTS	TIME	HIT FACTOR	STAGE POINTS	STAGE PERCENT	COMPETITOR # Name
1	148	18,75	7,8933	160,0000	100,00	205 Rasmussen, Per-Ola
2	152	19,55	7,7749	157,6001	98,50	126 Gyllenberg, Rasmus
3	152	20,23	7,5136	152,3026	95,19	42 Ekstedt, Stefan
4	144	19,23	7,4883	151,7898	94,87	28 Hagemann, Lars
5	144	20,09	7,1677	145,2921	90,81	101 Tran, Faj
6	150	21,08	7,1157	144,2382	90,15	73 Svedberg, Peter
7	150	21,49	6,9800	141,4863	88,43	51 Göthager, Andreas
8	144	20,84	6,9098	140,0633	87,54	141 Nilsson, Daniel
9	136	19,92	6,8273	138,3914	86,49	55 Säkki, Kristian
10	140	20,61	6,7928	137,6923	86,06	91 Ekstrand, Fredrik
11	148	22,94	6,4516	130,7759	81,73	163 Lütcherath, Øystein
12	152	23,99	6,3360	128,4319	80,27	184 Selinder, Patrik
13	152	24,06	6,3175	128,0582	80,04	125 Claesson, Joakim
14	150	23,89	6,2788	127,2725	79,55	185 Wildemo, Fredrik
15	144	23,19	6,2096	125,8697	78,67	154 Stankovic, Alexander
16	140	22,66	6,1783	125,2356	78,27	244 Engan, Jon Arne
17	130	21,63	6,0102	121,8278	76,14	149 Gunnarsson, Robert
18	146	24,80	5,8871	119,3330	74,58	7 Solberg, Tom
19	144	24,66	5,8394	118,3665	73,98	191 Meyenberg Strøm, Simen
20	150	25,89	5,7937	117,4407	73,40	50 Nilsson, Jesper
21	123	21,70	5,6682	114,8960	71,81	214 Wallin, Joakim
22	146	26,17	5,5789	113,0859	70,68	34 Hennem, Svein Helge
23	144	26,27	5,4815	111,1123	69,45	155 Flyberg, Fredrik
24	150	28,37	5,2873	107,1745	66,98	180 Johansson, Mikael
25	138	26,21	5,2652	106,7263	66,70	225 Brodin, Fredrik
26	148	28,65	5,1658	104,7120	65,45	10 Nordli, Jon Terje
27	144	28,01	5,1410	104,2099	65,13	27 Estdahl, Aleksander
28	156	30,53	5,1097	103,5756	64,73	200 Bakken, Jørn
29	152	29,98	5,0700	102,7712	64,23	111 Andersson, Robert
30	120	23,74	5,0548	102,4613	64,04	127 Rundgren, Eddie
31	137	27,74	4,9387	100,1091	62,57	29 Sørbo, John
32	152	30,78	4,9383	100,1001	62,56	195 Lauritzen, Lars
33	119	24,69	4,8198	97,6979	61,06	221 Dahlbom, Kalle
34	125	26,29	4,7547	96,3782	60,24	64 Schiefke, Gerhard
35	133	28,20	4,7163	95,6009	59,75	241 Gustavsen, Trond
36	138	29,37	4,6987	95,2434	59,53	159 Plantin, Fredrik
37	150	32,05	4,6802	94,8687	59,29	236 Tuvevsson, Niklas
38	105	23,07	4,5514	92,2574	57,66	84 Johansson, Uno
39	146	32,75	4,4580	90,3652	56,48	177 Ström, Johan
40	106	24,07	4,4038	89,2667	55,79	75 Saxhøj, Ulrik
41	128	29,18	4,3866	88,9169	55,57	248 Gustafsson, Nils Göran
42	137	32,45	4,2219	85,5787	53,49	209 Erlandsen, Ole P.
43	136	32,35	4,2040	85,2166	53,26	32 Björk, Robert
44	108	26,26	4,1127	83,3659	52,10	151 Wendelklint, Tony
45	156	38,24	4,0795	82,6925	51,68	240 Landin, Peter
46	122	30,19	4,0411	81,9136	51,20	243 Gyllenberg, Pontus

PRODUCTION -- Overall Stage Results

Sandaknallen 2009

Printed augusti 9, 2009 at 15:05



Stage 7 -- 7

	PTS	TIME	HIT FACTOR	STAGE POINTS	STAGE PERCENT	COMPETITOR # Name
47	123	31,58	3,8949	78,9501	49,34	229 Dåverhög, Carl
48	146	38,91	3,7522	76,0591	47,54	118 Strömberg, Andreas
49	87	24,40	3,5656	72,2751	45,17	39 Falla, Arne
50	109	31,16	3,4981	70,9069	44,32	58 Olsen, Jon Steinar
51	144	43,49	3,3111	67,1170	41,95	230 Franzen, Anders
52	106	32,03	3,3094	67,0824	41,93	219 Vister, Olle
53	121	37,51	3,2258	65,3880	40,87	169 Paulsson, Tor
54	100	31,17	3,2082	65,0313	40,64	237 Gimbergsson, Stefan
55	125	40,56	3,0819	62,4700	39,04	107 Askeland, Chris
56	124	41,97	2,9545	59,8883	37,43	247 Ingemansson, Hans
57	94	31,94	2,9430	59,6558	37,28	82 Andersen, Marius Wigen
58	123	51,63	2,3823	48,2906	30,18	113 Sanner, Odd
59	37	41,62	0,8890	18,0202	11,26	246 Yousefian, Josef
60	0	21,74	0,0000	0,0000	0,00	197 Bugge, Jan Petter

REVOLVER (STANDARD) -- Overall Stage Results

Sandaknallen 2009

Printed augusti 9, 2009 at 15:05



Stage 7 -- 7

	PTS	TIME	HIT FACTOR	STAGE POINTS	STAGE PERCENT	COMPETITOR # Name
1	152	28,88	5,2632	160,0000	100,00	61 Bugge, Finn Einar
2	153	30,26	5,0562	153,7079	96,07	103 Eilertsen, Ole
3	152	32,08	4,7382	144,0399	90,02	85 Edfeldt, Ivar
4	151	33,01	4,5744	139,0609	86,91	117 Lindfors, Anders
5	155	37,78	4,1027	124,7221	77,95	59 Lindblad, Bjørn
6	132	33,27	3,9675	120,6132	75,38	133 Linskog, Olof
7	140	36,02	3,8867	118,1566	73,85	158 Femtegjeld, Arild
8	154	40,90	3,7653	114,4646	71,54	223 Forsberg, Conny
9	146	41,39	3,5274	107,2336	67,02	239 Jansson, Kjell-Åke
10	149	42,26	3,5258	107,1841	66,99	224 Wadell, Jörgen
11	81	39,55	2,0480	62,2604	38,91	116 Hellström, Tomas

OPEN -- Overall Stage Results

Sandaknallen 2009

Printed augusti 9, 2009 at 15:05



Stage 8 -- 8

	PTS	TIME	HIT FACTOR	STAGE POINTS	STAGE PERCENT	COMPETITOR # Name
1	76	10,45	7,2727	80,0000	100,00	187 Nordberg, Johan
2	74	10,34	7,1567	78,7234	98,40	70 Skoog, Lars-Tony
3	70	10,51	6,6603	73,2636	91,58	38 Haugli, Steinar
4	68	10,38	6,5511	72,0617	90,08	67 Samuelsen, Thomas
5	75	11,51	6,5161	71,6768	89,60	175 Johansen, Are
6	72	11,05	6,5158	71,6742	89,59	201 Loe, Hans Roger
7	67	10,63	6,3029	69,3321	86,67	145 Herregarden, Jan Erik
8	76	12,18	6,2397	68,6371	85,80	183 Olsen, Rino
9	68	10,90	6,2385	68,6239	85,78	41 Lee, Kyrre
10	67	10,82	6,1922	68,1146	85,14	153 Lie, Hans Petter
11	72	11,77	6,1172	67,2897	84,11	45 Kløv, Morten
12	73	12,09	6,0380	66,4185	83,02	15 Eliassen, Trond
13	69	11,46	6,0209	66,2304	82,79	71 Johansen, Roger
14	67	11,27	5,9450	65,3949	81,74	14 Friberg, Glenn
15	68	11,61	5,8570	64,4272	80,53	227 Jacobsen, Jostein
16	71	12,24	5,8007	63,8072	79,76	138 Wesstøl, Stein
17	74	12,80	5,7813	63,5938	79,49	120 Micaelsen, Sander
18	72	12,64	5,6962	62,6582	78,32	131 Larning, Bjarne
19	70	12,47	5,6135	61,7482	77,19	31 Reyes, Johnny
20	75	13,50	5,5556	61,1111	76,39	83 Sparby, Frank
21	69	12,49	5,5244	60,7686	75,96	178 Solberg, Richard
22	67	12,42	5,3945	59,3398	74,17	1 Karlsson, Christer
23	63	12,04	5,2326	57,5581	71,95	3 Werner, Mattias
24	77	15,17	5,0758	55,8339	69,79	207 Molin, Marcus
25	74	14,79	5,0034	55,0372	68,80	6 Bergström, Ronny
26	68	13,90	4,8921	53,8130	67,27	2 Werner, Carl-Erik
27	77	15,82	4,8673	53,5398	66,92	48 Sandås, Frank
28	67	14,55	4,6048	50,6529	63,32	173 Lunde, Tom André
29	61	13,26	4,6003	50,6033	63,25	150 Lönn, Rolf
30	60	13,77	4,3573	47,9303	59,91	174 Nilsen, Bengt
31	55	12,76	4,3103	47,4138	59,27	79 Skog, Bjørn
32	60	14,05	4,2705	46,9751	58,72	44 Roos, Gunnar
33	71	17,01	4,1740	45,9142	57,39	78 Wiel, Elisabeth
34	56	13,62	4,1116	45,2276	56,53	80 Forslund, Tony
35	68	16,70	4,0719	44,7904	55,99	215 Gregnert, Björn
36	40	11,33	3,5305	38,8349	48,54	99 Hanhirova, Johannes
37	52	14,97	3,4736	38,2098	47,76	77 Larsson, Peter
38	76	25,92	2,9321	32,2531	40,32	217 Myhra, Svein erik
39	60	20,98	2,8599	31,4585	39,32	156 Owe, Geir
40	41	14,80	2,7703	30,4730	38,09	21 Sandberg, Carl Erik
41	42	16,53	2,5408	27,9492	34,94	193 Gjerstad, Sophus
42	59	30,86	1,9119	21,0305	26,29	49 Krako, Lene

STANDARD -- Overall Stage Results

Sandaknallen 2009

Printed augusti 9, 2009 at 15:05



Stage 8 -- 8

	PTS	TIME	HIT FACTOR	STAGE POINTS	STAGE PERCENT	COMPETITOR # Name
1	73	11,87	6,1500	80,0000	100,00	60 Vikeby, Rune
2	72	11,80	6,1017	79,3722	99,22	234 Syversen, Lars
3	73	11,97	6,0986	79,3317	99,16	23 Hirvikallio, Risto
4	72	12,24	5,8824	76,5189	95,65	25 Carlander, Mikael
5	67	11,41	5,8720	76,3848	95,48	5 Bäckström, Mats O.
6	75	12,84	5,8411	75,9826	94,98	12 Dahlman, Roland
7	70	12,37	5,6589	73,6116	92,01	137 Lindstedt, Lars
8	74	13,25	5,5849	72,6497	90,81	95 Rönnerberg, Peter
9	68	12,37	5,4972	71,5084	89,39	53 Lundberg, Sven
10	72	13,28	5,4217	70,5265	88,16	90 Holmberg, Daniel
11	75	14,44	5,1939	67,5635	84,45	89 Due, Dag Petter
12	78	15,10	5,1656	67,1948	83,99	102 Nakling, Hilde
13	73	14,44	5,0554	65,7618	82,20	112 Ingemarsson, Lars-Åke
14	69	13,85	4,9819	64,8063	81,01	52 Lundberg, Klas
15	74	14,95	4,9498	64,3885	80,49	104 Parhammar, Mats
16	72	14,62	4,9248	64,0624	80,08	57 Nilsson, Ola
17	73	15,14	4,8217	62,7213	78,40	203 Karlsson, Kenneth
18	74	15,50	4,7742	62,1038	77,63	119 Drange, Bjarte
19	71	15,07	4,7113	61,2862	76,61	166 Røise, Ronny
20	72	15,73	4,5772	59,5418	74,43	65 Christiansen, Anders
21	75	16,55	4,5317	58,9496	73,69	54 Andersson, Hans
22	65	14,55	4,4674	58,1123	72,64	123 Sandberg, Jens
23	66	14,79	4,4625	58,0489	72,56	189 Lund, Bent
24	70	15,98	4,3805	56,9822	71,23	161 Ulriksen, Chris
25	60	13,81	4,3447	56,5165	70,65	8 Larsen, Søren
26	72	16,78	4,2908	55,8160	69,77	135 Stigstedt, Michael
27	67	15,86	4,2245	54,9528	68,69	146 Rönnerberg, Tom
28	72	17,14	4,2007	54,6436	68,30	196 Sjöholm, Hans-Erik
29	61	14,63	4,1695	54,2380	67,80	202 Andersson, Robert
30	54	13,05	4,1379	53,8271	67,28	36 Schieck, Peter
31	64	15,49	4,1317	53,7460	67,18	46 Miklaheim, Fredrik
32	72	17,83	4,0381	52,5290	65,66	18 Lundgren, Thomas
33	72	18,63	3,8647	50,2733	62,84	56 Glesnes, Kenneth
34	72	18,75	3,8400	49,9516	62,44	210 Vangsnes, Per
35	71	18,77	3,7826	49,2053	61,51	148 Holst, Einar Johan
36	70	18,60	3,7634	48,9557	61,19	165 Holthe, Svein Ivar
37	66	17,71	3,7267	48,4778	60,60	66 Birkjor, Ulrik
38	62	17,16	3,6131	46,9994	58,75	35 Rudensten, Joakim
39	67	18,55	3,6119	46,9839	58,73	199 Kaneröd, Joakim
40	64	17,87	3,5814	46,5879	58,23	110 Breigutua, Geir Ivar
41	60	16,76	3,5800	46,5688	58,21	242 Dahlbäck, Ola
42	73	20,44	3,5714	46,4579	58,07	192 Gjerstad, Bjørn
43	45	13,12	3,4299	44,6166	55,77	22 Rissmann, Rune
44	72	21,17	3,4010	44,2415	55,30	124 Gregnert, Janne
45	42	12,49	3,3627	43,7426	54,68	33 Fristrup, Klaus
46	74	22,06	3,3545	43,6359	54,54	152 Poortman, Rune

STANDARD -- Overall Stage Results

Sandaknallen 2009

Printed augusti 9, 2009 at 15:05



Stage 8 -- 8

	PTS	TIME	HIT FACTOR	STAGE POINTS	STAGE PERCENT	COMPETITOR # Name
47	42	12,71	3,3045	42,9855	53,73	232 Lappi-Seppälä, Mikael
48	71	21,60	3,2870	42,7585	53,45	108 Skårlid, Ola
49	51	15,58	3,2734	42,5815	53,23	97 Rönnerberg, Thomas
50	65	20,17	3,2226	41,9204	52,40	168 Paulsson, Johan
51	62	20,13	3,0800	40,0651	50,08	147 Östling, Mikael
52	39	12,70	3,0709	39,9465	49,93	194 Revheim, Lars Kenneth
53	53	17,45	3,0372	39,5092	49,39	87 Edfeldt, Vincent
54	61	21,10	2,8910	37,6067	47,01	109 Sand, Lars
55	56	19,71	2,8412	36,9589	46,20	139 Hjelm, Thomas
56	58	21,10	2,7488	35,7572	44,70	245 Bäckstöröm, Bengt
57	55	21,09	2,6079	33,9238	42,40	206 Karlsson, Tony
58	55	21,25	2,5882	33,6683	42,09	228 Lundberg, Peter
59	53	21,91	2,4190	31,4667	39,33	204 Matern-Lindewald, Henrik
60	67	27,76	2,4135	31,3959	39,24	86 Edfeldt, Katarina
61	47	24,44	1,9231	25,0158	31,27	182 Johansson, Örjan
62	52	52,98	0,9815	12,7676	15,96	216 Rhule, William
63	12	15,88	0,7557	9,8299	12,29	157 Svensson, Joakim
64	19	36,00	0,5278	6,8654	8,58	100 Berg, Yvonne
65	1	21,37	0,0468	0,6087	0,76	198 Hamrell, Marie
66	0	23,53	0,0000	0,0000	0,00	233 Basic, Susan

PRODUCTION -- Overall Stage Results

Sandaknallen 2009

Printed augusti 9, 2009 at 15:05



Stage 8 -- 8

	PTS	TIME	HIT FACTOR	STAGE POINTS	STAGE PERCENT	COMPETITOR # Name
1	74	11,86	6,2395	80,0000	100,00	126 Gyllenberg, Rasmus
2	68	11,67	5,8269	74,7104	93,39	205 Rasmussen, Per-Ola
3	74	12,94	5,7187	73,3230	91,65	101 Tran, Faj
4	78	14,46	5,3942	69,1623	86,45	28 Hagemann, Lars
5	70	13,12	5,3354	68,4080	85,51	184 Selinder, Patrik
6	72	13,51	5,3294	68,3314	85,41	50 Nilsson, Jesper
7	68	13,13	5,1790	66,4029	83,00	7 Solberg, Tom
8	70	13,61	5,1433	65,9452	82,43	185 Wildemo, Fredrik
9	64	12,52	5,1118	65,5418	81,93	42 Ekstedt, Stefan
10	70	14,10	4,9645	63,6534	79,57	64 Schiefke, Gerhard
11	65	13,27	4,8983	62,8037	78,50	51 Göthager, Andreas
12	64	13,10	4,8855	62,6400	78,30	55 Säkki, Kristian
13	60	12,41	4,8348	61,9901	77,49	73 Svedberg, Peter
14	70	14,96	4,6791	59,9942	74,99	125 Claesson, Joakim
15	68	14,56	4,6703	59,8812	74,85	163 Lütcherath, Øystein
16	55	12,24	4,4935	57,6135	72,02	221 Dahlbom, Kalle
17	62	13,83	4,4830	57,4794	71,85	154 Stankovic, Alexander
18	74	16,88	4,3839	56,2085	70,26	209 Erlandsen, Ole P.
19	58	13,41	4,3251	55,4552	69,32	214 Wallin, Joakim
20	74	17,79	4,1596	53,3333	66,67	195 Lauritzen, Lars
21	64	15,41	4,1531	53,2501	66,56	127 Rundgren, Eddie
22	72	17,42	4,1332	52,9941	66,24	230 Franzen, Anders
23	66	15,99	4,1276	52,9223	66,15	84 Johansson, Uno
24	54	13,12	4,1159	52,7719	65,96	244 Engan, Jon Arne
25	70	17,18	4,0745	52,2418	65,30	39 Falla, Arne
26	66	16,26	4,0590	52,0435	65,05	200 Bakken, Jørn
27	47	11,65	4,0343	51,7267	64,66	141 Nilsson, Daniel
28	68	17,40	3,9080	50,1075	62,63	191 Meyenberg Strøm, Simen
29	70	18,11	3,8653	49,5590	61,95	159 Plantin, Fredrik
30	66	17,16	3,8462	49,3139	61,64	197 Bugge, Jan Petter
31	68	17,91	3,7968	48,6806	60,85	236 Tuvesson, Niklas
32	60	15,90	3,7736	48,3835	60,48	155 Flyberg, Fredrik
33	62	16,45	3,7690	48,3247	60,41	34 Henum, Svein Helge
34	52	16,33	3,1843	40,8282	51,04	75 Saxhøj, Ulrik
35	55	17,40	3,1609	40,5281	50,66	10 Nordli, Jon Terje
36	53	16,83	3,1491	40,3771	50,47	29 Sørbo, John
37	66	21,06	3,1339	40,1817	50,23	237 Gimbergsson, Stefan
38	62	20,26	3,0602	39,2369	49,05	58 Olsen, Jon Steinar
39	47	15,56	3,0206	38,7285	48,41	151 Wendelklint, Tony
40	72	23,89	3,0138	38,6420	48,30	240 Landin, Peter
41	41	14,20	2,8873	37,0202	46,28	149 Gunnarsson, Robert
42	45	15,79	2,8499	36,5404	45,68	111 Andersson, Robert
43	46	16,20	2,8395	36,4071	45,51	225 Brodin, Fredrik
44	52	18,33	2,8369	36,3734	45,47	248 Gustafsson, Nils Göran
45	37	13,26	2,7903	35,7768	44,72	91 Ekstrand, Fredrik
46	62	22,67	2,7349	35,0658	43,83	32 Björk, Robert

PRODUCTION -- Overall Stage Results

Sandaknallen 2009

Printed augusti 9, 2009 at 15:05



Stage 8 -- 8

	PTS	TIME	HIT FACTOR	STAGE POINTS	STAGE PERCENT	COMPETITOR # Name
47	55	20,34	2,7040	34,6701	43,34	177 Ström, Johan
48	60	22,30	2,6906	34,4976	43,12	118 Strömberg, Andreas
49	40	16,07	2,4891	31,9144	39,89	241 Gustavsen, Trond
50	55	22,78	2,4144	30,9565	38,70	113 Sanner, Odd
51	39	17,52	2,2260	28,5413	35,68	229 Dåverhög, Carl
52	35	16,11	2,1726	27,8558	34,82	219 Vister, Olle
53	39	18,07	2,1583	27,6726	34,59	247 Ingemansson, Hans
54	47	21,96	2,1403	27,4415	34,30	169 Paulsson, Tor
55	32	15,35	2,0847	26,7291	33,41	27 Estdahl, Aleksander
56	36	22,73	1,5838	20,3070	25,38	246 Yousefian, Josef
57	28	19,79	1,4149	18,1407	22,68	82 Andersen, Marius Wigen
58	30	23,84	1,2584	16,1346	20,17	107 Askeland, Chris
59	17	14,70	1,1565	14,8277	18,53	180 Johansson, Mikael
60	17	18,43	0,9224	11,8268	14,78	243 Gyllenberg, Pontus

REVOLVER (STANDARD) -- Overall Stage Results

Sandaknallen 2009

Printed augusti 9, 2009 at 15:05



Stage 8 -- 8

	PTS	TIME	HIT FACTOR	STAGE POINTS	STAGE PERCENT	COMPETITOR # Name
1	72	14,53	4,9553	80,0000	100,00	117 Lindfors, Anders
2	71	16,58	4,2823	69,1348	86,42	103 Eilertsen, Ole
3	72	16,96	4,2453	68,5377	85,67	85 Edfeldt, Ivar
4	74	19,24	3,8462	62,0940	77,62	61 Bugge, Finn Einar
5	69	18,34	3,7623	60,7397	75,92	133 Lindskog, Olof
6	57	17,17	3,3197	53,5954	66,99	59 Lindblad, Bjørn
7	71	21,42	3,3147	53,5133	66,89	223 Forsberg, Conny
8	71	23,20	3,0603	49,4076	61,76	239 Jansson, Kjell-Åke
9	64	22,74	2,8144	45,4373	56,80	116 Hellström, Tomas
10	60	23,36	2,5685	41,4669	51,83	224 Wadell, Jörgen
11	29	19,99	1,4507	23,4212	29,28	158 Femtegjeld, Arild

OPEN -- Overall Stage Results

Sandaknallen 2009

Printed augusti 9, 2009 at 15:05



Stage 9 -- 9

	PTS	TIME	HIT FACTOR	STAGE POINTS	STAGE PERCENT	COMPETITOR # Name
1	128	16,07	7,9652	140,0000	100,00	187 Nordberg, Johan
2	128	17,02	7,5206	132,1857	94,42	67 Samuelsen, Thomas
3	129	17,85	7,2269	127,0239	90,73	145 Herregarden, Jan Erik
4	134	18,59	7,2082	126,6950	90,50	70 Skoog, Lars-Tony
5	136	19,04	7,1429	125,5469	89,68	38 Haugli, Steinar
6	127	18,18	6,9857	122,7846	87,70	175 Johansen, Are
7	127	18,30	6,9399	121,9794	87,13	41 Lee, Kyrre
8	125	18,20	6,8681	120,7181	86,23	201 Loe, Hans Roger
9	130	18,94	6,8638	120,6417	86,17	83 Sparby, Frank
10	136	20,30	6,6995	117,7543	84,11	153 Lie, Hans Petter
11	124	19,01	6,5229	114,6499	81,89	183 Olsen, Rino
12	135	21,99	6,1392	107,9052	77,08	31 Reyes, Johnny
13	129	21,26	6,0677	106,6499	76,18	131 Larning, Bjarne
14	118	19,84	5,9476	104,5380	74,67	14 Friberg, Glenn
15	112	19,11	5,8608	103,0128	73,58	120 Micaelsen, Sander
16	131	22,91	5,7180	100,5033	71,79	77 Larsson, Peter
17	134	23,54	5,6924	100,0535	71,47	45 Kløv, Morten
18	128	22,83	5,6067	98,5458	70,39	71 Johansen, Roger
19	119	22,11	5,3822	94,6002	67,57	138 Wesstøl, Stein
20	115	21,57	5,3315	93,7091	66,94	227 Jacobsen, Jostein
21	123	24,52	5,0163	88,1695	62,98	150 Lönn, Rolf
22	130	26,17	4,9675	87,3119	62,37	80 Forslund, Tony
23	121	25,06	4,8284	84,8669	60,62	79 Skog, Bjørn
24	128	26,67	4,7994	84,3570	60,25	15 Eliassen, Trond
25	132	28,12	4,6942	82,5073	58,93	215 Gregnert, Björn
26	107	23,35	4,5824	80,5436	57,53	78 Wiel, Elisabeth
27	136	30,62	4,4415	78,0670	55,76	174 Nilsen, Bengt
28	91	20,99	4,3354	76,2014	54,43	99 Hanhirova, Johannes
29	112	25,90	4,3243	76,0068	54,29	173 Lunde, Tom André
30	111	25,82	4,2990	75,5615	53,97	1 Karlsson, Christer
31	121	28,24	4,2847	75,3103	53,79	207 Molin, Marcus
32	130	30,80	4,2208	74,1868	52,99	44 Roos, Gunnar
33	133	34,89	3,8120	67,0015	47,86	6 Bergström, Ronny
34	118	31,04	3,8015	66,8181	47,73	178 Solberg, Richard
35	117	31,59	3,7037	65,0984	46,50	193 Gjerstad, Sophus
36	118	33,04	3,5714	62,7734	44,84	156 Owe, Geir
37	96	28,52	3,3661	59,1637	42,26	48 Sandås, Frank
38	125	39,73	3,1462	55,3000	39,50	3 Werner, Mattias
39	100	45,42	2,2017	38,6978	27,64	217 Myhra, Svein erik
40	79	54,37	1,4530	25,5389	18,24	21 Sandberg, Carl Erik
41	102	88,86	1,1479	20,1757	14,41	49 Krako, Lene

STANDARD -- Overall Stage Results

Sandaknallen 2009

Printed augusti 9, 2009 at 15:05



Stage 9 -- 9

	PTS	TIME	HIT FACTOR	STAGE POINTS	STAGE PERCENT	COMPETITOR # Name
1	134	21,21	6,3178	140,0000	100,00	5 Bäckström, Mats O.
2	127	21,11	6,0161	133,3151	95,23	202 Andersson, Robert
3	124	20,66	6,0019	133,0011	95,00	52 Lundberg, Klas
4	124	22,69	5,4650	121,1019	86,50	147 Östling, Mikael
5	129	24,01	5,3728	119,0588	85,04	25 Carlander, Mikael
6	128	23,93	5,3489	118,5308	84,66	95 Rönnerberg, Peter
7	117	22,21	5,2679	116,7350	83,38	23 Hirvikallio, Risto
8	118	22,53	5,2375	116,0606	82,90	66 Birkjor, Ulrik
9	124	23,88	5,1926	115,0671	82,19	53 Lundberg, Sven
10	116	22,44	5,1693	114,5510	81,82	234 Syversen, Lars
11	127	24,97	5,0861	112,7065	80,50	12 Dahlman, Roland
12	118	23,50	5,0213	111,2700	79,48	33 Fristrup, Klaus
13	127	25,33	5,0138	111,1047	79,36	203 Karlsson, Kenneth
14	124	24,99	4,9620	109,9561	78,54	36 Schieck, Peter
15	133	26,81	4,9608	109,9306	78,52	232 Lappi-Seppälä, Mikael
16	112	22,71	4,9317	109,2861	78,06	90 Holmberg, Daniel
17	128	26,30	4,8669	107,8495	77,04	137 Lindstedt, Lars
18	134	27,76	4,8271	106,9669	76,40	112 Ingemarsson, Lars-Åke
19	116	24,83	4,6718	103,5250	73,95	22 Rissmann, Rune
20	137	29,42	4,6567	103,1910	73,71	104 Parhammar, Mats
21	127	27,49	4,6199	102,3747	73,12	194 Revheim, Lars Kenneth
22	129	28,61	4,5089	99,9162	71,37	146 Rönnerberg, Tom
23	110	24,54	4,4825	99,3304	70,95	60 Vikeby, Rune
24	133	29,77	4,4676	99,0003	70,71	57 Nilsson, Ola
25	127	28,85	4,4021	97,5488	69,68	35 Rudensten, Joakim
26	122	28,09	4,3432	96,2436	68,75	139 Hjelm, Thomas
27	137	31,59	4,3368	96,1025	68,64	89 Due, Dag Petter
28	118	27,29	4,3239	95,8170	68,44	102 Nakling, Hilde
29	128	29,63	4,3199	95,7287	68,38	18 Lundgren, Thomas
30	124	29,99	4,1347	91,6240	65,45	199 Kaneröd, Joakim
31	125	30,55	4,0917	90,6698	64,76	65 Christiansen, Anders
32	101	24,72	4,0858	90,5392	64,67	189 Lund, Bent
33	113	27,72	4,0765	90,3335	64,52	119 Drange, Bjarte
34	118	29,05	4,0620	90,0119	64,29	54 Andersson, Hans
35	110	28,00	3,9286	87,0560	62,18	56 Glesnes, Kenneth
36	109	27,79	3,9223	86,9164	62,08	8 Larsen, Søren
37	132	34,65	3,8095	84,4179	60,30	245 Bäckstöm, Bengt
38	135	36,21	3,7283	82,6169	59,01	192 Gjerstad, Bjørn
39	115	31,38	3,6648	81,2099	58,01	166 Røise, Ronny
40	120	33,19	3,6155	80,1194	57,23	242 Dahlbäck, Ola
41	114	31,60	3,6076	79,9432	57,10	135 Stigstedt, Michael
42	131	36,88	3,5521	78,7126	56,22	168 Paulsson, Johan
43	107	31,33	3,4153	75,6811	54,06	97 Rönnerberg, Thomas
44	115	33,78	3,4044	75,4401	53,89	196 Sjöholm, Hans-Erik
45	102	30,16	3,3820	74,9433	53,53	161 Ulriksen, Chris
46	134	40,20	3,3333	73,8657	52,76	152 Poortman, Rune

STANDARD -- Overall Stage Results

Sandaknallen 2009

Printed augusti 9, 2009 at 15:05



Stage 9 -- 9

	PTS	TIME	HIT FACTOR	STAGE POINTS	STAGE PERCENT	COMPETITOR # Name
47	116	36,11	3,2124	71,1860	50,85	204 Matern-Lindewald, Henrik
48	110	34,66	3,1737	70,3280	50,23	108 Skårlid, Ola
49	126	40,86	3,0837	68,3339	48,81	210 Vangsnes, Per
50	118	38,52	3,0633	67,8828	48,49	110 Breigutua, Geir Ivar
51	114	38,62	2,9518	65,4119	46,72	86 Edfeldt, Katarina
52	92	31,69	2,9031	64,3324	45,95	157 Svensson, Joakim
53	87	32,26	2,6968	59,7611	42,69	46 Miklaheim, Fredrik
54	110	41,44	2,6544	58,8216	42,02	182 Johansson, Örjan
55	112	42,30	2,6478	58,6734	41,91	148 Holst, Einar Johan
56	82	31,49	2,6040	57,7039	41,22	87 Edfeldt, Vincent
57	55	21,72	2,5322	56,1134	40,08	123 Sandberg, Jens
58	105	42,06	2,4964	55,3202	39,51	165 Holthe, Svein Ivar
59	79	38,13	2,0719	45,9118	32,79	109 Sand, Lars
60	86	44,28	1,9422	43,0383	30,74	233 Basic, Susan
61	81	42,64	1,8996	42,0951	30,07	124 Gregnert, Janne
62	66	36,30	1,8182	40,2904	28,78	228 Lundberg, Peter
63	64	35,58	1,7988	39,8601	28,47	206 Karlsson, Tony
64	108	73,01	1,4792	32,7797	23,41	100 Berg, Yvonne
65	63	44,32	1,4215	31,4996	22,50	198 Hamrell, Marie
66	104	119,00	0,8739	19,3665	13,83	216 Rhule, William

PRODUCTION -- Overall Stage Results

Sandaknallen 2009

Printed augusti 9, 2009 at 15:05



Stage 9 -- 9

	PTS	TIME	HIT FACTOR	STAGE POINTS	STAGE PERCENT	COMPETITOR # Name
1	130	21,65	6,0046	140,0000	100,00	126 Gyllenberg, Rasmus
2	134	22,91	5,8490	136,3711	97,41	42 Ekstedt, Stefan
3	124	22,10	5,6109	130,8194	93,44	205 Rasmussen, Per-Ola
4	128	22,91	5,5871	130,2649	93,05	185 Wildemo, Fredrik
5	128	23,75	5,3895	125,6577	89,76	28 Hagemann, Lars
6	124	23,29	5,3242	124,1351	88,67	51 Göthager, Andreas
7	124	23,62	5,2498	122,4008	87,43	101 Tran, Faj
8	116	22,34	5,1925	121,0647	86,47	73 Svedberg, Peter
9	132	26,14	5,0497	117,7365	84,10	91 Ekstrand, Fredrik
10	136	27,08	5,0222	117,0935	83,64	50 Nilsson, Jesper
11	122	24,83	4,9134	114,5581	81,83	244 Engan, Jon Arne
12	124	25,81	4,8043	112,0150	80,01	141 Nilsson, Daniel
13	136	28,51	4,7703	111,2204	79,44	125 Claesson, Joakim
14	112	23,68	4,7297	110,2755	78,77	149 Gunnarsson, Robert
15	112	23,81	4,7039	109,6734	78,34	214 Wallin, Joakim
16	136	29,50	4,6102	107,4879	76,78	154 Stankovic, Alexander
17	122	27,23	4,4804	104,4611	74,62	111 Andersson, Robert
18	124	28,40	4,3662	101,7996	72,71	163 Lütcherath, Øystein
19	112	27,19	4,1192	96,0398	68,60	127 Rundgren, Eddie
20	101	24,74	4,0825	95,1841	67,99	184 Selinder, Patrik
21	110	27,32	4,0264	93,8760	67,05	180 Johansson, Mikael
22	132	33,00	4,0000	93,2615	66,62	34 Hennum, Svein Helge
23	132	33,37	3,9556	92,2275	65,88	236 Tuvesson, Niklas
24	112	28,60	3,9161	91,3050	65,22	191 Meyenberg Strøm, Simen
25	126	32,52	3,8745	90,3364	64,53	195 Lauritzen, Lars
26	110	28,45	3,8664	90,1473	64,39	64 Schiefke, Gerhard
27	102	27,34	3,7308	86,9850	62,13	155 Flyberg, Fredrik
28	83	22,32	3,7186	86,7015	61,93	55 Säkki, Kristian
29	116	31,27	3,7096	86,4913	61,78	200 Bakken, Jørn
30	114	31,24	3,6492	85,0817	60,77	248 Gustafsson, Nils Göran
31	126	35,69	3,5304	82,3126	58,79	151 Wendelklint, Tony
32	119	34,17	3,4826	81,1979	58,00	209 Erlandsen, Ole P.
33	87	26,33	3,3042	77,0391	55,03	29 Sørbo, John
34	112	34,18	3,2768	76,3992	54,57	241 Gustavsen, Trond
35	112	34,35	3,2606	76,0210	54,30	225 Brodin, Fredrik
36	136	42,15	3,2266	75,2288	53,73	240 Landin, Peter
37	107	33,31	3,2122	74,8948	53,50	7 Solberg, Tom
38	120	37,62	3,1898	74,3712	53,12	237 Gimbergsson, Stefan
39	116	36,37	3,1894	74,3631	53,12	197 Bugge, Jan Petter
40	111	34,81	3,1887	74,3467	53,10	39 Falla, Arne
41	124	39,25	3,1592	73,6588	52,61	118 Strömberg, Andreas
42	124	39,51	3,1384	73,1741	52,27	230 Franzen, Anders
43	108	34,99	3,0866	71,9652	51,40	75 Saxhøj, Ulrik
44	118	38,69	3,0499	71,1092	50,79	82 Andersen, Marius Wigen
45	114	39,40	2,8934	67,4608	48,19	219 Vister, Olle
46	94	33,67	2,7918	65,0920	46,49	159 Plantin, Fredrik

PRODUCTION -- Overall Stage Results

Sandaknallen 2009

Printed augusti 9, 2009 at 15:05



Stage 9 -- 9

	PTS	TIME	HIT FACTOR	STAGE POINTS	STAGE PERCENT	COMPETITOR # Name
47	79	28,46	2,7758	64,7194	46,23	27 Estdahl, Aleksander
48	105	42,57	2,4665	57,5080	41,08	177 Ström, Johan
49	82	34,52	2,3754	55,3842	39,56	58 Olsen, Jon Steinar
50	115	48,49	2,3716	55,2953	39,50	169 Paulsson, Tor
51	77	34,00	2,2647	52,8025	37,72	32 Björk, Robert
52	78	34,59	2,2550	52,5759	37,55	229 Dåverhög, Carl
53	79	36,96	2,1374	49,8354	35,60	221 Dahlbom, Kalle
54	53	32,21	1,6455	38,3643	27,40	84 Johansson, Uno
55	53	35,10	1,5100	35,2056	25,15	247 Ingemansson, Hans
56	55	36,99	1,4869	34,6674	24,76	243 Gyllenberg, Pontus
57	43	44,63	0,9635	22,4638	16,05	113 Sanner, Odd
58	26	46,16	0,5633	13,1326	9,38	246 Yousefian, Josef
59	0	49,15	0,0000	0,0000	0,00	107 Askeland, Chris

REVOLVER (STANDARD) -- Overall Stage Results

Sandaknallen 2009

Printed augusti 9, 2009 at 15:05



Stage 9 -- 9

	PTS	TIME	HIT FACTOR	STAGE POINTS	STAGE PERCENT	COMPETITOR # Name
1	127	30,29	4,1928	140,0000	100,00	103 Eilertsen, Ole
2	128	31,74	4,0328	134,6563	96,18	117 Lindfors, Anders
3	129	35,52	3,6318	121,2664	86,62	59 Lindblad, Bjørn
4	125	35,58	3,5132	117,3080	83,79	61 Bugge, Finn Einar
5	120	34,86	3,4423	114,9417	82,10	133 Lindskog, Olof
6	115	33,56	3,4267	114,4193	81,73	85 Edfeldt, Ivar
7	132	43,51	3,0338	101,2998	72,36	224 Wadell, Jörgen
8	107	36,80	2,9076	97,0867	69,35	158 Femtegjeld, Arild
9	130	49,29	2,6375	88,0660	62,90	116 Hellström, Tomas
10	80	42,54	1,8806	62,7937	44,85	223 Forsberg, Conny
11	76	42,82	1,7749	59,2639	42,33	239 Jansson, Kjell-Åke

OPEN -- Overall Stage Results

Sandaknallen 2009

Printed augusti 9, 2009 at 15:05



Stage 10 -- 10

	PTS	TIME	HIT FACTOR	STAGE POINTS	STAGE PERCENT	COMPETITOR # Name
1	126	14,97	8,4168	135,0000	100,00	38 Haugli, Steinar
2	129	15,64	8,2481	132,2933	98,00	187 Nordberg, Johan
3	130	16,04	8,1047	129,9942	96,29	201 Loe, Hans Roger
4	129	16,09	8,0174	128,5934	95,25	67 Samuelsen, Thomas
5	126	15,78	7,9848	128,0703	94,87	70 Skoog, Lars-Tony
6	129	16,64	7,7524	124,3430	92,11	153 Lie, Hans Petter
7	127	17,42	7,2905	116,9339	86,62	41 Lee, Kyrre
8	128	17,57	7,2851	116,8485	86,55	145 Herregarden, Jan Erik
9	134	19,14	7,0010	112,2917	83,18	83 Sparby, Frank
10	122	18,09	6,7441	108,1699	80,13	178 Solberg, Richard
11	129	19,26	6,6978	107,4282	79,58	183 Olsen, Rino
12	125	18,79	6,6525	106,7009	79,04	120 Micaelsen, Sander
13	120	18,33	6,5466	105,0035	77,78	227 Jacobsen, Jostein
14	122	18,71	6,5206	104,5854	77,47	45 Kløv, Morten
15	126	20,25	6,2222	99,8000	73,93	131 Larning, Bjarne
16	126	22,53	5,5925	89,7004	66,44	71 Johansen, Roger
17	108	20,01	5,3973	86,5689	64,13	31 Reyes, Johnny
18	115	21,67	5,3069	85,1185	63,05	138 Wesstøl, Stein
19	106	20,55	5,1582	82,7331	61,28	3 Werner, Mattias
20	100	19,42	5,1493	82,5916	61,18	48 Sandås, Frank
21	98	19,39	5,0542	81,0650	60,05	15 Eliassen, Trond
22	106	21,01	5,0452	80,9217	59,94	78 Wiel, Elisabeth
23	106	21,07	5,0308	80,6912	59,77	77 Larsson, Peter
24	119	23,66	5,0296	80,6710	59,76	207 Molin, Marcus
25	123	24,52	5,0163	80,4581	59,60	215 Gregnert, Björn
26	120	24,51	4,8960	78,5277	58,17	1 Karlsson, Christer
27	93	20,64	4,5058	72,2700	53,53	175 Johansen, Are
28	123	28,14	4,3710	70,1077	51,93	150 Lönn, Rolf
29	105	24,38	4,3068	69,0781	51,17	173 Lunde, Tom André
30	94	22,45	4,1871	67,1578	49,75	14 Friberg, Glenn
31	128	31,56	4,0558	65,0516	48,19	174 Nilsen, Bengt
32	108	27,54	3,9216	62,8992	46,59	80 Forslund, Tony
33	97	26,07	3,7208	59,6782	44,21	44 Roos, Gunnar
34	114	32,12	3,5492	56,9265	42,17	6 Bergström, Ronny
35	71	21,48	3,3054	53,0163	39,27	79 Skog, Bjørn
36	98	32,59	3,0071	48,2311	35,73	156 Owe, Geir
37	82	28,33	2,8945	46,4250	34,39	193 Gjerstad, Sophus
38	52	20,93	2,4845	39,8492	29,52	99 Hanhirova, Johannes
39	125	51,80	2,4131	38,7048	28,67	49 Krako, Lene
40	95	63,04	1,5070	24,1709	17,90	21 Sandberg, Carl Erik

STANDARD -- Overall Stage Results

Sandaknallen 2009

Printed augusti 9, 2009 at 15:05



Stage 10 -- 10

	PTS	TIME	HIT FACTOR	STAGE POINTS	STAGE PERCENT	COMPETITOR # Name
1	128	18,71	6,8413	135,0000	100,00	5 Bäckström, Mats O.
2	127	19,21	6,6111	130,4590	96,64	202 Andersson, Robert
3	129	19,95	6,4662	127,5982	94,52	52 Lundberg, Klas
4	128	21,38	5,9869	118,1408	87,51	23 Hirvikallio, Risto
5	121	21,20	5,7075	112,6282	83,43	66 Birkjor, Ulrik
6	117	21,10	5,5450	109,4211	81,05	147 Östling, Mikael
7	119	22,12	5,3797	106,1596	78,64	60 Vikeby, Rune
8	109	20,43	5,3353	105,2824	77,99	234 Syversen, Lars
9	121	23,00	5,2609	103,8138	76,90	102 Nakling, Hilde
10	112	21,58	5,1900	102,4151	75,86	137 Lindstedt, Lars
11	111	21,57	5,1460	101,5478	75,22	36 Schieck, Peter
12	130	25,49	5,1000	100,6401	74,55	56 Glesnes, Kenneth
13	106	21,17	5,0071	98,8058	73,19	90 Holmberg, Daniel
14	131	26,50	4,9434	97,5490	72,26	119 Drange, Bjarte
15	128	26,60	4,8120	94,9568	70,34	161 Ulriksen, Chris
16	125	26,35	4,7438	93,6110	69,34	104 Parhammar, Mats
17	128	27,08	4,7267	93,2736	69,09	89 Due, Dag Petter
18	118	25,23	4,6770	92,2916	68,36	139 Hjelm, Thomas
19	124	27,57	4,4976	88,7529	65,74	199 Kaneröd, Joakim
20	128	30,34	4,2189	83,2515	61,67	192 Gjerstad, Bjørn
21	123	29,18	4,2152	83,1797	61,61	95 Rönnerberg, Peter
22	107	25,48	4,1994	82,8671	61,38	57 Nilsson, Ola
23	121	28,87	4,1912	82,7058	61,26	97 Rönnerberg, Thomas
24	128	30,59	4,1844	82,5711	61,16	204 Matern-Lindewald, Henrik
25	104	25,01	4,1583	82,0573	60,78	53 Lundberg, Sven
26	95	23,82	3,9882	78,7009	58,30	203 Karlsson, Kenneth
27	92	23,26	3,9553	78,0505	57,82	189 Lund, Bent
28	107	27,12	3,9454	77,8559	57,67	25 Carlander, Mikael
29	111	28,38	3,9112	77,1806	57,17	65 Christiansen, Anders
30	92	23,55	3,9066	77,0894	57,10	123 Sandberg, Jens
31	124	32,06	3,8677	76,3231	56,54	166 Røise, Ronny
32	95	24,59	3,8634	76,2365	56,47	12 Dahlman, Roland
33	104	27,53	3,7777	74,5461	55,22	232 Lappi-Seppälä, Mikael
34	93	24,79	3,7515	74,0294	54,84	112 Ingemarsson, Lars-Åke
35	104	28,12	3,6984	72,9820	54,06	35 Rudensten, Joakim
36	107	29,74	3,5978	70,9971	52,59	54 Andersson, Hans
37	123	34,54	3,5611	70,2717	52,05	152 Poortman, Rune
38	87	24,65	3,5294	69,6466	51,59	46 Miklaheim, Fredrik
39	81	22,97	3,5263	69,5860	51,55	33 Fristrup, Klaus
40	123	35,02	3,5123	69,3085	51,34	146 Rönnerberg, Tom
41	126	36,06	3,4942	68,9513	51,08	109 Sand, Lars
42	122	35,94	3,3945	66,9853	49,62	108 Skårlid, Ola
43	100	29,49	3,3910	66,9149	49,57	196 Sjöholm, Hans-Erik
44	79	23,79	3,3207	65,5285	48,54	22 Rissmann, Rune
45	98	29,67	3,3030	65,1788	48,28	18 Lundgren, Thomas
46	102	31,57	3,2309	63,7563	47,23	228 Lundberg, Peter

STANDARD -- Overall Stage Results

Sandaknallen 2009

Printed augusti 9, 2009 at 15:05



Stage 10 -- 10

	PTS	TIME	HIT FACTOR	STAGE POINTS	STAGE PERCENT	COMPETITOR # Name
47	89	28,71	3,1000	61,1722	45,31	194 Revheim, Lars Kenneth
48	107	34,60	3,0925	61,0246	45,20	110 Breigutua, Geir Ivar
49	113	36,65	3,0832	60,8418	45,07	87 Edfeldt, Vincent
50	116	37,99	3,0534	60,2541	44,63	165 Holthe, Svein Ivar
51	98	32,83	2,9851	58,9051	43,63	135 Stigstedt, Michael
52	105	37,52	2,7985	55,2235	40,91	206 Karlsson, Tony
53	94	35,30	2,6629	52,5473	38,92	242 Dahlbäck, Ola
54	91	34,82	2,6134	51,5716	38,20	157 Svensson, Joakim
55	67	25,71	2,6060	51,4245	38,09	8 Larsen, Søren
56	68	26,76	2,5411	50,1442	37,14	245 Bäckstörn, Bengt
57	122	49,81	2,4493	48,3327	35,80	148 Holst, Einar Johan
58	127	53,23	2,3859	47,0809	34,87	168 Paulsson, Johan
59	108	47,94	2,2528	44,4553	32,93	20 Ås, Jan-Erik
60	85	40,06	2,1218	41,8703	31,02	210 Vangsnes, Per
61	103	51,04	2,0180	39,8221	29,50	124 Gregnert, Janne
62	82	42,10	1,9477	38,4352	28,47	182 Johansson, Örjan
63	96	51,12	1,8779	37,0577	27,45	86 Edfeldt, Katarina
64	70	47,93	1,4605	28,8196	21,35	233 Basic, Susan
65	97	94,15	1,0303	20,3305	15,06	216 Rhule, William
66	46	53,13	0,8658	17,0850	12,66	100 Berg, Yvonne
67	33	57,85	0,5704	11,2566	8,34	198 Hamrell, Marie

PRODUCTION -- Overall Stage Results

Sandaknallen 2009

Printed augusti 9, 2009 at 15:05



Stage 10 -- 10

	PTS	TIME	HIT FACTOR	STAGE POINTS	STAGE PERCENT	COMPETITOR # Name
1	121	19,16	6,3152	135,0000	100,00	126 Gyllenberg, Rasmus
2	127	21,03	6,0390	129,0947	95,63	91 Ekstrand, Fredrik
3	121	20,23	5,9812	127,8596	94,71	205 Rasmussen, Per-Ola
4	131	22,27	5,8824	125,7462	93,15	163 Lütcherath, Øystein
5	119	20,52	5,7992	123,9691	91,83	73 Svedberg, Peter
6	115	21,04	5,4658	116,8412	86,55	28 Hagemann, Lars
7	121	23,55	5,1380	109,8344	81,36	101 Tran, Faj
8	107	20,90	5,1196	109,4413	81,07	42 Ekstedt, Stefan
9	123	24,58	5,0041	106,9713	79,24	141 Nilsson, Daniel
10	123	24,61	4,9980	106,8409	79,14	214 Wallin, Joakim
11	121	24,95	4,8497	103,6713	76,79	184 Selinder, Patrik
12	127	26,55	4,7834	102,2547	75,74	50 Nilsson, Jesper
13	115	24,06	4,7797	102,1754	75,69	51 Göthager, Andreas
14	113	24,43	4,6255	98,8778	73,24	191 Meyenberg Strøm, Simen
15	107	23,63	4,5281	96,7975	71,70	185 Wildemo, Fredrik
16	103	22,97	4,4841	95,8562	71,00	244 Engan, Jon Arne
17	113	25,34	4,4594	95,3270	70,61	221 Dahlbom, Kalle
18	115	26,23	4,3843	93,7224	69,42	154 Stankovic, Alexander
19	115	27,27	4,2171	90,1481	66,78	159 Plantin, Fredrik
20	117	27,94	4,1875	89,5166	66,31	200 Bakken, Jørn
21	117	28,92	4,0456	86,4832	64,06	180 Johansson, Mikael
22	88	21,88	4,0219	85,9764	63,69	55 Säkki, Kristian
23	115	28,69	4,0084	85,6863	63,47	151 Wendelklint, Tony
24	125	31,25	4,0000	85,5074	63,34	34 Henum, Svein Helge
25	112	28,24	3,9660	84,7807	62,80	155 Flyberg, Fredrik
26	98	25,56	3,8341	81,9614	60,71	127 Rundgren, Eddie
27	110	28,90	3,8062	81,3652	60,27	7 Solberg, Tom
28	119	31,46	3,7826	80,8597	59,90	195 Lauritzen, Lars
29	110	29,86	3,6839	78,7493	58,33	75 Saxhøj, Ulrik
30	106	29,51	3,5920	76,7857	56,88	225 Brodin, Fredrik
31	109	32,05	3,4009	72,7013	53,85	177 Ström, Johan
32	89	26,75	3,3271	71,1230	52,68	111 Andersson, Robert
33	80	24,21	3,3044	70,6381	52,32	64 Schiefke, Gerhard
34	111	33,94	3,2705	69,9125	51,79	236 Tuveson, Niklas
35	81	24,95	3,2465	69,3998	51,41	125 Claesson, Joakim
36	100	31,51	3,1736	67,8415	50,25	39 Falla, Arne
37	104	32,83	3,1678	67,7184	50,16	197 Bugge, Jan Petter
38	111	35,35	3,1400	67,1239	49,72	82 Andersen, Marius Wigen
39	100	32,74	3,0544	65,2928	48,37	32 Björk, Robert
40	94	31,05	3,0274	64,7158	47,94	219 Vister, Olle
41	90	29,89	3,0110	64,3666	47,68	209 Erlandsen, Ole P.
42	90	30,67	2,9345	62,7296	46,47	241 Gustavsen, Trond
43	77	26,70	2,8839	61,6486	45,67	248 Gustafsson, Nils Göran
44	92	32,34	2,8448	60,8123	45,05	84 Johansson, Uno
45	107	37,85	2,8269	60,4313	44,76	118 Strömberg, Andreas
46	123	46,17	2,6641	56,9494	42,18	240 Landin, Peter

PRODUCTION -- Overall Stage Results

Sandaknallen 2009

Printed augusti 9, 2009 at 15:05



Stage 10 -- 10

	PTS	TIME	HIT FACTOR	STAGE POINTS	STAGE PERCENT	COMPETITOR # Name
47	93	35,68	2,6065	55,7188	41,27	27 Estdahl, Aleksander
48	103	40,05	2,5718	54,9767	40,72	246 Yousefian, Josef
49	57	23,61	2,4142	51,6087	38,23	149 Gunnarsson, Robert
50	87	37,38	2,3274	49,7535	36,85	29 Sørbo, John
51	81	36,89	2,1957	46,9375	34,77	10 Nordli, Jon Terje
52	70	33,22	2,1072	45,0446	33,37	237 Gimbergsson, Stefan
53	60	32,89	1,8243	38,9970	28,89	243 Gyllenberg, Pontus
54	56	31,43	1,7817	38,0879	28,21	58 Olsen, Jon Steinar
55	80	45,00	1,7778	38,0033	28,15	230 Franzen, Anders
56	75	50,89	1,4738	31,5045	23,34	107 Askeland, Chris
57	47	35,11	1,3386	28,6161	21,20	229 Dåverhög, Carl
58	44	35,11	1,2532	26,7896	19,84	169 Paulsson, Tor
59	38	44,61	0,8518	18,2094	13,49	247 Ingemansson, Hans
60	28	41,67	0,6719	14,3641	10,64	113 Sanner, Odd

REVOLVER (STANDARD) -- Overall Stage Results

Sandaknallen 2009

Printed augusti 9, 2009 at 15:05



Stage 10 -- 10

	PTS	TIME	HIT FACTOR	STAGE POINTS	STAGE PERCENT	COMPETITOR # Name
1	116	30,25	3,8347	135,0000	100,00	103 Eilertsen, Ole
2	128	33,67	3,8016	133,8345	99,14	85 Edfeldt, Ivar
3	111	33,93	3,2714	115,1702	85,31	61 Bugge, Finn Einar
4	126	38,97	3,2333	113,8260	84,32	59 Lindblad, Bjørn
5	125	40,20	3,1095	109,4675	81,09	224 Wadell, Jörgen
6	124	40,31	3,0762	108,2954	80,22	133 Linskog, Olof
7	86	27,99	3,0725	108,1675	80,12	117 Lindfors, Anders
8	125	49,27	2,5370	89,3159	66,16	223 Forsberg, Conny
9	103	41,19	2,5006	88,0332	65,21	158 Femtegjeld, Arild
10	99	44,88	2,2059	77,6575	57,52	116 Hellström, Tomas
11	87	44,90	1,9376	68,2141	50,53	239 Jansson, Kjell-Åke

OPEN -- Overall Stage Results

Sandaknallen 2009

Printed augusti 9, 2009 at 15:05



Stage 11 -- 11

	PTS	TIME	HIT FACTOR	STAGE POINTS	STAGE PERCENT	COMPETITOR # Name
1	134	19,11	7,0120	135,0000	100,00	70 Skoog, Lars-Tony
2	134	19,17	6,9901	134,5775	99,69	38 Haugli, Steinar
3	126	18,31	6,8815	132,4866	98,14	201 Loe, Hans Roger
4	127	18,98	6,6913	128,8241	95,43	187 Nordberg, Johan
5	131	19,93	6,5730	126,5475	93,74	67 Samuelsen, Thomas
6	124	19,69	6,2976	121,2455	89,81	41 Lee, Kyrre
7	131	20,97	6,2470	120,2715	89,09	153 Lie, Hans Petter
8	134	22,28	6,0144	115,7922	85,77	131 Larning, Bjarne
9	124	20,64	6,0078	115,6649	85,68	175 Johansen, Are
10	130	22,22	5,8506	112,6390	83,44	48 Sandås, Frank
11	125	21,60	5,7870	111,4156	82,53	71 Johansen, Roger
12	128	22,38	5,7194	110,1133	81,57	178 Solberg, Richard
13	127	22,24	5,7104	109,9407	81,44	14 Friberg, Glenn
14	131	23,52	5,5697	107,2318	79,43	83 Sparby, Frank
15	127	23,02	5,5169	106,2155	78,68	227 Jacobsen, Jostein
16	121	22,40	5,4018	103,9985	77,04	3 Werner, Mattias
17	127	23,85	5,3249	102,5191	75,94	215 Gregnert, Björn
18	127	23,98	5,2961	101,9634	75,53	120 Micaelsen, Sander
19	125	23,65	5,2854	101,7580	75,38	1 Karlsson, Christer
20	115	21,95	5,2392	100,8679	74,72	99 Hanhirova, Johannes
21	129	25,34	5,0908	98,0105	72,60	173 Lunde, Tom André
22	123	24,20	5,0826	97,8542	72,48	77 Larsson, Peter
23	127	25,12	5,0557	97,3361	72,10	79 Skog, Bjørn
24	129	26,36	4,8938	94,2180	69,79	15 Eliassen, Trond
25	125	25,90	4,8263	92,9180	68,83	145 Herregarden, Jan Erik
26	132	27,43	4,8122	92,6484	68,63	183 Olsen, Rino
27	108	22,50	4,8000	92,4125	68,45	31 Reyes, Johnny
28	131	27,46	4,7706	91,8460	68,03	45 Kløv, Morten
29	125	26,64	4,6922	90,3370	66,92	150 Lönn, Rolf
30	116	24,88	4,6624	89,7630	66,49	44 Roos, Gunnar
31	128	27,77	4,6093	88,7409	65,73	207 Molin, Marcus
32	130	28,65	4,5375	87,3591	64,71	78 Wiel, Elisabeth
33	131	30,50	4,2951	82,6916	61,25	174 Nilsen, Bengt
34	116	27,37	4,2382	81,5967	60,44	138 Wesstøl, Stein
35	111	26,66	4,1635	80,1590	59,38	80 Forslund, Tony
36	113	31,68	3,5669	68,6725	50,87	6 Bergström, Ronny
37	130	36,82	3,5307	67,9750	50,35	49 Krako, Lene
38	116	34,14	3,3978	65,4160	48,46	21 Sandberg, Carl Erik
39	122	36,17	3,3730	64,9383	48,10	193 Gjerstad, Sophus
40	125	39,43	3,1702	61,0342	45,21	156 Owe, Geir
41	113	54,07	2,0899	40,2357	29,80	217 Myhra, Svein erik

STANDARD -- Overall Stage Results

Sandaknallen 2009

Printed augusti 9, 2009 at 15:05



Stage 11 -- 11

	PTS	TIME	HIT FACTOR	STAGE POINTS	STAGE PERCENT	COMPETITOR # Name
1	133	21,84	6,0897	135,0000	100,00	202 Andersson, Robert
2	131	21,84	5,9982	132,9699	98,50	23 Hirvikallio, Risto
3	129	21,77	5,9256	131,3609	97,30	203 Karlsson, Kenneth
4	132	23,15	5,7019	126,4031	93,63	234 Syversen, Lars
5	127	22,81	5,5677	123,4279	91,43	60 Vikeby, Rune
6	130	24,19	5,3741	119,1358	88,25	89 Due, Dag Petter
7	129	24,77	5,2079	115,4512	85,52	95 Rönnerberg, Peter
8	128	24,72	5,1780	114,7879	85,03	52 Lundberg, Klas
9	129	25,31	5,0968	112,9880	83,69	5 Bäckström, Mats O.
10	125	24,56	5,0896	112,8279	83,58	25 Carlander, Mikael
11	122	24,50	4,9796	110,3897	81,77	53 Lundberg, Sven
12	128	25,91	4,9402	109,5159	81,12	119 Drange, Bjarte
13	121	24,77	4,8849	108,2914	80,22	66 Birkjor, Ulrik
14	106	21,73	4,8780	108,1386	80,10	147 Östling, Mikael
15	128	27,14	4,7163	104,5526	77,45	161 Ulriksen, Chris
16	123	26,34	4,6697	103,5200	76,68	12 Dahlman, Roland
17	124	26,71	4,6425	102,9159	76,23	36 Schieck, Peter
18	129	28,07	4,5957	101,8784	75,47	102 Nakling, Hilde
19	119	26,01	4,5752	101,4241	75,13	97 Rönnerberg, Thomas
20	116	25,64	4,5242	100,2939	74,29	137 Lindstedt, Lars
21	124	27,67	4,4814	99,3453	73,59	232 Lappi-Seppälä, Mikael
22	121	27,09	4,4666	99,0173	73,35	104 Parhammar, Mats
23	120	27,58	4,3510	96,4543	71,45	194 Revheim, Lars Kenneth
24	113	26,36	4,2868	95,0315	70,39	199 Kaneröd, Joakim
25	102	24,14	4,2254	93,6694	69,38	90 Holmberg, Daniel
26	133	31,87	4,1732	92,5133	68,53	245 Bäckström, Bengt
27	126	30,80	4,0909	90,6890	67,18	166 Røise, Ronny
28	115	28,81	3,9917	88,4890	65,55	46 Miklaheim, Fredrik
29	130	32,64	3,9828	88,2933	65,40	192 Gjerstad, Bjørn
30	127	32,20	3,9441	87,4345	64,77	228 Lundberg, Peter
31	130	33,10	3,9275	87,0663	64,49	54 Andersson, Hans
32	110	28,18	3,9035	86,5339	64,10	57 Nilsson, Ola
33	127	32,59	3,8969	86,3881	63,99	18 Lundgren, Thomas
34	119	30,90	3,8511	85,3735	63,24	146 Rönnerberg, Tom
35	112	29,25	3,8291	84,8842	62,88	139 Hjelm, Thomas
36	115	30,06	3,8257	84,8093	62,82	8 Larsen, Søren
37	108	28,52	3,7868	83,9477	62,18	56 Glesnes, Kenneth
38	116	31,33	3,7025	82,0791	60,80	123 Sandberg, Jens
39	125	33,97	3,6797	81,5735	60,42	196 Sjöholm, Hans-Erik
40	94	25,84	3,6378	80,6436	59,74	33 Fristrup, Klaus
41	123	34,17	3,5996	79,7985	59,11	210 Vangnes, Per
42	109	30,69	3,5516	78,7344	58,32	35 Rudensten, Joakim
43	119	33,55	3,5469	78,6302	58,24	242 Dahlbäck, Ola
44	111	31,31	3,5452	78,5913	58,22	87 Edfeldt, Vincent
45	96	27,22	3,5268	78,1840	57,91	22 Rissmann, Rune
46	102	29,55	3,4518	76,5204	56,68	135 Stigstedt, Michael

STANDARD -- Overall Stage Results

Sandaknallen 2009

Printed augusti 9, 2009 at 15:05



Stage 11 -- 11

	PTS	TIME	HIT FACTOR	STAGE POINTS	STAGE PERCENT	COMPETITOR # Name
47	100	29,17	3,4282	75,9973	56,29	189 Lund, Bent
48	94	27,52	3,4157	75,7206	56,09	112 Ingemarsson, Lars-Åke
49	121	37,93	3,1901	70,7192	52,38	152 Poortman, Rune
50	97	30,52	3,1782	70,4566	52,19	65 Christiansen, Anders
51	118	38,01	3,1044	68,8207	50,98	108 Skårlid, Ola
52	121	39,08	3,0962	68,6381	50,84	165 Holthe, Svein Ivar
53	127	41,58	3,0544	67,7102	50,16	148 Holst, Einar Johan
54	127	41,93	3,0289	67,1450	49,74	168 Paulsson, Johan
55	128	43,43	2,9473	65,3364	48,40	109 Sand, Lars
56	129	45,71	2,8221	62,5624	46,34	204 Matern-Lindewald, Henrik
57	125	45,60	2,7412	60,7687	45,01	124 Gregnert, Janne
58	100	37,66	2,6553	58,8646	43,60	110 Breigutua, Geir Ivar
59	113	45,46	2,4857	55,1041	40,82	182 Johansson, Örjan
60	97	42,60	2,2770	50,4774	37,39	157 Svensson, Joakim
61	100	45,35	2,2051	48,8830	36,21	86 Edfeldt, Katarina
62	97	53,64	1,8084	40,0883	29,70	233 Basic, Susan
63	79	52,45	1,5062	33,3900	24,73	100 Berg, Yvonne
64	75	67,00	1,1194	24,8154	18,38	198 Hamrell, Marie
65	116	129,20	0,8978	19,9035	14,74	216 Rhule, William
66	17	36,20	0,4696	10,4106	7,71	206 Karlsson, Tony

PRODUCTION -- Overall Stage Results

Sandaknallen 2009

Printed augusti 9, 2009 at 15:05



Stage 11 -- 11

	PTS	TIME	HIT FACTOR	STAGE POINTS	STAGE PERCENT	COMPETITOR # Name
1	125	22,44	5,5704	135,0000	100,00	205 Rasmussen, Per-Ola
2	129	23,94	5,3885	130,5907	96,73	126 Gyllenberg, Rasmus
3	129	24,50	5,2653	127,6057	94,52	42 Ekstedt, Stefan
4	123	25,15	4,8907	118,5260	87,80	28 Hagemann, Lars
5	123	25,28	4,8655	117,9165	87,35	244 Engan, Jon Arne
6	115	23,64	4,8646	117,8954	87,33	91 Ekstrand, Fredrik
7	131	27,41	4,7793	115,8268	85,80	163 Lütcherath, Øystein
8	129	27,34	4,7184	114,3504	84,70	155 Flyberg, Fredrik
9	119	25,36	4,6924	113,7220	84,24	73 Svedberg, Peter
10	121	25,87	4,6772	113,3537	83,97	141 Nilsson, Daniel
11	119	25,52	4,6630	113,0090	83,71	185 Wildemo, Fredrik
12	125	27,07	4,6177	111,9099	82,90	101 Tran, Faj
13	133	29,17	4,5595	110,4999	81,85	50 Nilsson, Jesper
14	119	26,84	4,4337	107,4511	79,59	51 Göthager, Andreas
15	123	28,03	4,3882	106,3478	78,78	125 Claesson, Joakim
16	115	26,53	4,3347	105,0527	77,82	214 Wallin, Joakim
17	98	23,41	4,1862	101,4545	75,15	55 Säkki, Kristian
18	107	25,80	4,1473	100,5103	74,45	149 Gunnarsson, Robert
19	121	29,46	4,1073	99,5404	73,73	75 Saxhøj, Ulrik
20	113	27,76	4,0706	98,6519	73,08	195 Lauritzen, Lars
21	119	29,47	4,0380	97,8619	72,49	34 Henum, Svein Helge
22	119	29,92	3,9773	96,3900	71,40	180 Johansson, Mikael
23	119	30,05	3,9601	95,9730	71,09	127 Rundgren, Eddie
24	121	30,79	3,9298	95,2406	70,55	236 Tu vesson, Niklas
25	113	29,06	3,8885	94,2387	69,81	184 Selinder, Patrik
26	127	32,82	3,8696	93,7803	69,47	154 Stankovic, Alexander
27	111	29,30	3,7884	91,8125	68,01	221 Dahlbom, Kalle
28	127	34,18	3,7156	90,0489	66,70	7 Solberg, Tom
29	111	30,11	3,6865	89,3427	66,18	64 Schiefke, Gerhard
30	121	33,52	3,6098	87,4839	64,80	111 Andersson, Robert
31	121	34,41	3,5164	85,2211	63,13	209 Erlandsen, Ole P.
32	100	28,55	3,5026	84,8869	62,88	191 Meyenberg Strøm, Simen
33	117	33,47	3,4957	84,7182	62,75	200 Bakken, Jørn
34	119	35,15	3,3855	82,0480	60,78	225 Brodin, Fredrik
35	123	38,20	3,2199	78,0348	57,80	241 Gustavsen, Trond
36	129	41,84	3,0832	74,7213	55,35	240 Landin, Peter
37	113	36,82	3,0690	74,3774	55,09	197 Bugge, Jan Petter
38	101	35,16	2,8726	69,6176	51,57	84 Johansson, Uno
39	97	34,01	2,8521	69,1213	51,20	27 Estdahl, Aleksander
40	100	35,81	2,7925	67,6772	50,13	159 Plantin, Fredrik
41	110	39,98	2,7514	66,6801	49,39	39 Falla, Arne
42	108	40,11	2,6926	65,2556	48,34	58 Olsen, Jon Steinar
43	102	39,35	2,5921	62,8206	46,53	247 Ingemansson, Hans
44	93	36,98	2,5149	60,9484	45,15	230 Franzen, Anders
45	89	35,66	2,4958	60,4861	44,80	243 Gyllenberg, Pontus
46	90	36,53	2,4637	59,7090	44,23	237 Gimbergsson, Stefan

PRODUCTION -- Overall Stage Results

Sandaknallen 2009

Printed augusti 9, 2009 at 15:05



Stage 11 -- 11

	PTS	TIME	HIT FACTOR	STAGE POINTS	STAGE PERCENT	COMPETITOR # Name
47	119	49,02	2,4276	58,8329	43,58	82 Andersen, Marius Wigen
48	64	29,18	2,1933	53,1547	39,37	29 Sørbo, John
49	104	47,84	2,1739	52,6852	39,03	246 Yousefian, Josef
50	110	51,09	2,1531	52,1799	38,65	118 Strömberg, Andreas
51	64	30,88	2,0725	50,2284	37,21	151 Wendelklint, Tony
52	101	49,65	2,0342	49,3002	36,52	107 Askeland, Chris
53	79	39,08	2,0215	48,9913	36,29	169 Paulsson, Tor
54	77	43,34	1,7766	43,0575	31,89	32 Björk, Robert
55	96	55,65	1,7251	41,8074	30,97	177 Ström, Johan
56	79	50,82	1,5545	37,6738	27,91	219 Vister, Olle
57	58	40,25	1,4410	34,9228	25,87	229 Dåverhög, Carl
58	44	33,63	1,3084	31,7083	23,49	248 Gustafsson, Nils Göran
59	57	59,56	0,9570	23,1935	17,18	113 Sanner, Odd

REVOLVER (STANDARD) -- Overall Stage Results

Sandaknallen 2009

Printed augusti 9, 2009 at 15:05



Stage 11 -- 11

	PTS	TIME	HIT FACTOR	STAGE POINTS	STAGE PERCENT	COMPETITOR # Name
1	132	23,70	5,5696	135,0000	100,00	103 Eilertsen, Ole
2	126	40,76	3,0913	74,9281	55,50	59 Lindblad, Bjørn
3	107	37,91	2,8225	68,4129	50,68	85 Edfeldt, Ivar
4	126	44,81	2,8119	68,1560	50,49	117 Lindfors, Anders
5	118	42,48	2,7778	67,3295	49,87	158 Femtegjeld, Arild
6	105	42,86	2,4498	59,3807	43,99	61 Bugge, Finn Einar
7	100	41,21	2,4266	58,8174	43,57	133 Lindskog, Olof
8	128	53,59	2,3885	57,8941	42,88	223 Forsberg, Conny
9	105	50,91	2,0625	49,9913	37,03	116 Hellström, Tomas
10	125	62,26	2,0077	48,6641	36,05	239 Jansson, Kjell-Åke
11	100	56,55	1,7683	42,8623	31,75	224 Wadell, Jörgen

OPEN -- Overall Stage Results

Sandaknallen 2009

Printed augusti 9, 2009 at 15:05



Stage 12 -- 12

	PTS	TIME	HIT FACTOR	STAGE POINTS	STAGE PERCENT	COMPETITOR # Name
1	79	9,17	8,6150	80,0000	100,00	201 Loe, Hans Roger
2	76	9,13	8,3242	77,2992	96,62	187 Nordberg, Johan
3	78	9,47	8,2365	76,4851	95,61	38 Haugli, Steinar
4	80	10,05	7,9602	73,9190	92,40	153 Lie, Hans Petter
5	74	9,36	7,9060	73,4156	91,77	14 Friberg, Glenn
6	79	10,18	7,7603	72,0629	90,08	67 Samuelsen, Thomas
7	78	10,50	7,4286	68,9823	86,23	45 Kløv, Morten
8	77	10,53	7,3124	67,9039	84,88	41 Lee, Kyrre
9	76	10,52	7,2243	67,0857	83,86	131 Larning, Bjarne
10	76	10,56	7,1970	66,8316	83,54	145 Herregarden, Jan Erik
11	75	10,55	7,1090	66,0148	82,52	99 Hanhirova, Johannes
12	78	11,13	7,0081	65,0776	81,35	120 Micaelsen, Sander
13	78	11,14	7,0018	65,0192	81,27	175 Johansen, Are
14	78	11,15	6,9955	64,9609	81,20	178 Solberg, Richard
15	76	11,03	6,8903	63,9838	79,98	70 Skoog, Lars-Tony
16	80	12,24	6,5359	60,6933	75,87	227 Jacobsen, Jostein
17	76	11,71	6,4902	60,2683	75,34	78 Wiel, Elisabeth
18	77	12,17	6,3270	58,7533	73,44	183 Olsen, Rino
19	79	12,67	6,2352	57,9006	72,38	31 Reyes, Johnny
20	76	12,44	6,1093	56,7317	70,91	77 Larsson, Peter
21	71	11,88	5,9764	55,4976	69,37	138 Wesstøl, Stein
22	74	12,76	5,7994	53,8534	67,32	193 Gjerstad, Sophus
23	77	13,34	5,7721	53,6003	67,00	1 Karlsson, Christer
24	76	13,33	5,7014	52,9439	66,18	3 Werner, Mattias
25	79	14,26	5,5400	51,4446	64,31	48 Sandås, Frank
26	75	13,58	5,5228	51,2854	64,11	207 Molin, Marcus
27	80	14,63	5,4682	50,7783	63,47	79 Skog, Bjørn
28	75	13,77	5,4466	50,5778	63,22	173 Lunde, Tom André
29	74	13,63	5,4292	50,4160	63,02	44 Roos, Gunnar
30	76	14,17	5,3634	49,8053	62,26	15 Eliassen, Trond
31	77	14,76	5,2168	48,4436	60,55	83 Sparby, Frank
32	78	15,06	5,1793	48,0952	60,12	174 Nilsen, Bengt
33	74	14,29	5,1784	48,0874	60,11	80 Forslund, Tony
34	74	14,48	5,1105	47,4565	59,32	49 Krako, Lene
35	75	15,90	4,7170	43,8022	54,75	150 Lönn, Rolf
36	76	16,84	4,5131	41,9087	52,39	71 Johansen, Roger
37	68	15,51	4,3843	40,7126	50,89	215 Gregnert, Björn
38	80	19,36	4,1322	38,3722	47,97	6 Bergström, Ronny
39	76	19,36	3,9256	36,4536	45,57	156 Owe, Geir
40	74	19,05	3,8845	36,0719	45,09	21 Sandberg, Carl Erik
41	74	22,46	3,2947	30,5953	38,24	217 Myhra, Svein erik

STANDARD -- Overall Stage Results

Sandaknallen 2009

Printed augusti 9, 2009 at 15:05



Stage 12 -- 12

	PTS	TIME	HIT FACTOR	STAGE POINTS	STAGE PERCENT	COMPETITOR # Name
1	78	9,84	7,9268	80,0000	100,00	66 Birkjor, Ulrik
2	79	10,90	7,2477	73,1461	91,43	202 Andersson, Robert
3	75	11,43	6,5617	66,2225	82,78	36 Schieck, Peter
4	77	11,80	6,5254	65,8566	82,32	23 Hirvikallio, Risto
5	78	12,14	6,4250	64,8435	81,05	95 Rönnerberg, Peter
6	78	12,52	6,2300	62,8754	78,59	60 Vikeby, Rune
7	62	10,17	6,0964	61,5264	76,91	5 Bäckström, Mats O.
8	78	12,87	6,0606	61,1655	76,46	232 Lappi-Seppälä, Mikael
9	78	13,21	5,9046	59,5912	74,49	53 Lundberg, Sven
10	79	13,53	5,8389	58,9277	73,66	25 Carlander, Mikael
11	77	13,19	5,8378	58,9164	73,65	137 Lindstedt, Lars
12	74	13,34	5,5472	55,9843	69,98	119 Drange, Bjarte
13	76	13,84	5,4913	55,4202	69,28	56 Glesnes, Kenneth
14	72	13,13	5,4836	55,3424	69,18	33 Fristrup, Klaus
15	78	14,31	5,4507	55,0105	68,76	245 Bäckström, Bengt
16	78	14,40	5,4167	54,6667	68,33	102 Nakling, Hilde
17	77	14,29	5,3884	54,3812	67,98	123 Sandberg, Jens
18	74	13,95	5,3047	53,5363	66,92	135 Stigstedt, Michael
19	77	14,55	5,2921	53,4095	66,76	104 Parhammar, Mats
20	78	14,78	5,2774	53,2612	66,58	147 Östling, Mikael
21	77	14,62	5,2668	53,1537	66,44	52 Lundberg, Klas
22	76	14,93	5,0904	51,3741	64,22	189 Lund, Bent
23	68	13,51	5,0333	50,7977	63,50	8 Larsen, Søren
24	73	14,59	5,0034	50,4961	63,12	203 Karlsson, Kenneth
25	74	15,09	4,9039	49,4918	61,86	228 Lundberg, Peter
26	78	16,15	4,8297	48,7430	60,93	112 Ingemarsson, Lars-Åke
27	77	16,11	4,7796	48,2376	60,30	194 Revheim, Lars Kenneth
28	78	16,42	4,7503	47,9415	59,93	18 Lundgren, Thomas
29	76	16,37	4,6426	46,8549	58,57	12 Dahlman, Roland
30	71	15,33	4,6314	46,7419	58,43	192 Gjerstad, Bjørn
31	80	17,37	4,6056	46,4816	58,10	54 Andersson, Hans
32	78	16,97	4,5963	46,3877	57,98	57 Nilsson, Ola
33	79	17,22	4,5877	46,3004	57,88	210 Vangnes, Per
34	65	14,29	4,5486	45,9062	57,38	161 Ulriksen, Chris
35	74	16,37	4,5205	45,6219	57,03	46 Miklaheim, Fredrik
36	75	17,40	4,3103	43,5013	54,38	90 Holmberg, Daniel
37	72	16,78	4,2908	43,3043	54,13	234 Syversen, Lars
38	79	18,46	4,2795	43,1903	53,99	35 Rudensten, Joakim
39	74	17,99	4,1134	41,5137	51,89	97 Rönnerberg, Thomas
40	78	19,13	4,0774	41,1500	51,44	152 Poortman, Rune
41	75	19,57	3,8324	38,6777	48,35	166 Røise, Ronny
42	79	20,93	3,7745	38,0933	47,62	89 Due, Dag Petter
43	79	21,77	3,6288	36,6234	45,78	146 Rönnerberg, Tom
44	78	21,92	3,5584	35,9124	44,89	157 Svensson, Joakim
45	78	21,97	3,5503	35,8307	44,79	165 Holthe, Svein Ivar
46	70	20,78	3,3686	33,9972	42,50	87 Edfeldt, Vincent

STANDARD -- Overall Stage Results

Sandaknallen 2009

Printed augusti 9, 2009 at 15:05



Stage 12 -- 12

	PTS	TIME	HIT FACTOR	STAGE POINTS	STAGE PERCENT	COMPETITOR # Name
47	78	24,99	3,1212	31,5006	39,38	182 Johansson, Örjan
48	76	24,55	3,0957	31,2430	39,05	86 Edfeldt, Katarina
49	80	26,04	3,0722	31,0056	38,76	242 Dahlbäck, Ola
50	76	24,89	3,0534	30,8162	38,52	110 Breigutua, Geir Ivar
51	63	20,93	3,0100	30,3782	37,97	199 Kaneröd, Joakim
52	80	26,88	2,9762	30,0366	37,55	65 Christiansen, Anders
53	62	21,36	2,9026	29,2942	36,62	139 Hjelm, Thomas
54	79	28,95	2,7288	27,5403	34,43	108 Skårlid, Ola
55	72	26,68	2,6987	27,2356	34,04	22 Rissmann, Rune
56	77	28,72	2,6811	27,0581	33,82	168 Paulsson, Johan
57	72	27,32	2,6354	26,5976	33,25	196 Sjöholm, Hans-Erik
58	79	32,39	2,4390	24,6154	30,77	148 Holst, Einar Johan
59	78	34,53	2,2589	22,7976	28,50	204 Matern-Lindewald, Henrik
60	51	22,82	2,2349	22,5551	28,19	109 Sand, Lars
61	76	34,02	2,2340	22,5460	28,18	100 Berg, Yvonne
62	78	40,83	1,9104	19,2799	24,10	206 Karlsson, Tony
63	76	46,57	1,6320	16,4702	20,59	198 Hamrell, Marie
64	78	60,51	1,2890	13,0094	16,26	233 Basic, Susan
65	77	68,35	1,1266	11,3695	14,21	216 Rhule, William
66	74	68,35	1,0827	10,9266	13,66	124 Gregnert, Janne

PRODUCTION -- Overall Stage Results

Sandaknallen 2009

Printed augusti 9, 2009 at 15:05



Stage 12 -- 12

	PTS	TIME	HIT FACTOR	STAGE POINTS	STAGE PERCENT	COMPETITOR # Name
1	76	12,52	6,0703	80,0000	100,00	51 Göthager, Andreas
2	68	11,61	5,8570	77,1894	96,49	185 Wildemo, Fredrik
3	76	13,14	5,7839	76,2253	95,28	55 Säkki, Kristian
4	76	13,27	5,7272	75,4785	94,35	244 Engan, Jon Arne
5	70	12,59	5,5600	73,2745	91,59	163 Lütcherath, Øystein
6	74	13,53	5,4693	72,0800	90,10	126 Gyllenberg, Rasmus
7	80	14,74	5,4274	71,5275	89,41	141 Nilsson, Daniel
8	78	14,40	5,4167	71,3860	89,23	75 Saxhøj, Ulrik
9	76	14,09	5,3939	71,0859	88,86	42 Ekstedt, Stefan
10	74	14,04	5,2707	69,4617	86,83	91 Ekstrand, Fredrik
11	76	14,97	5,0768	66,9072	83,63	125 Claesson, Joakim
12	80	15,79	5,0665	66,7711	83,46	28 Hagemann, Lars
13	72	14,25	5,0526	66,5884	83,24	180 Johansson, Mikael
14	80	15,85	5,0473	66,5183	83,15	50 Nilsson, Jesper
15	76	15,29	4,9706	65,5069	81,88	155 Flyberg, Fredrik
16	80	16,13	4,9597	65,3637	81,70	101 Tran, Faj
17	80	16,32	4,9020	64,6027	80,75	149 Gunnarsson, Robert
18	76	15,62	4,8656	64,1229	80,15	205 Rasmussen, Per-Ola
19	76	15,65	4,8562	64,0000	80,00	64 Schiefke, Gerhard
20	80	16,92	4,7281	62,3118	77,89	184 Selinder, Patrik
21	78	16,81	4,6401	61,1516	76,44	214 Wallin, Joakim
22	78	16,88	4,6209	60,8980	76,12	154 Stankovic, Alexander
23	76	16,70	4,5509	59,9760	74,97	225 Brodin, Fredrik
24	80	18,05	4,4321	58,4109	73,01	159 Plantin, Fredrik
25	76	17,74	4,2841	56,4600	70,57	248 Gustafsson, Nils Göran
26	78	18,99	4,1074	54,1315	67,66	236 Tuveson, Niklas
27	68	17,06	3,9859	52,5304	65,66	221 Dahlbom, Kalle
28	80	20,60	3,8835	51,1804	63,98	7 Solberg, Tom
29	78	21,69	3,5961	47,3932	59,24	151 Wendelklint, Tony
30	74	20,93	3,5356	46,5954	58,24	29 Sørbo, John
31	76	21,69	3,5039	46,1780	57,72	111 Andersson, Robert
32	70	20,05	3,4913	46,0113	57,51	82 Andersen, Marius Wigen
33	80	23,17	3,4527	45,5035	56,88	240 Landin, Peter
34	78	22,97	3,3957	44,7522	55,94	229 Dåverhög, Carl
35	80	23,58	3,3927	44,7123	55,89	73 Svedberg, Peter
36	78	23,99	3,2514	42,8494	53,56	243 Gyllenberg, Pontus
37	78	24,10	3,2365	42,6539	53,32	127 Rundgren, Eddie
38	74	23,05	3,2104	42,3099	52,89	191 Meyenberg Strøm, Simen
39	72	22,61	3,1844	41,9675	52,46	10 Nordli, Jon Terje
40	80	25,80	3,1008	40,8650	51,08	200 Bakken, Jørn
41	76	25,38	2,9945	39,4641	49,33	34 Hennum, Svein Helge
42	76	25,47	2,9839	39,3247	49,16	247 Ingemansson, Hans
43	76	25,54	2,9757	39,2169	49,02	219 Vister, Olle
44	70	23,59	2,9674	39,1067	48,88	27 Estdahl, Aleksander
45	78	26,83	2,9072	38,3137	47,89	39 Falla, Arne
46	74	25,56	2,8951	38,1550	47,69	177 Ström, Johan

PRODUCTION -- Overall Stage Results

Sandaknallen 2009

Printed augusti 9, 2009 at 15:05



Stage 12 -- 12

	PTS	TIME	HIT FACTOR	STAGE POINTS	STAGE PERCENT	COMPETITOR # Name
47	74	25,62	2,8884	38,0657	47,58	237 Gimbergsson, Stefan
48	72	26,04	2,7650	36,4395	45,55	195 Lauritzen, Lars
49	76	27,98	2,7162	35,7970	44,75	230 Franzen, Anders
50	76	28,57	2,6601	35,0578	43,82	84 Johansson, Uno
51	80	30,97	2,5831	34,0431	42,55	197 Bugge, Jan Petter
52	78	30,22	2,5811	34,0158	42,52	32 Björk, Robert
53	76	30,34	2,5049	33,0125	41,27	241 Gustavsen, Trond
54	76	30,68	2,4772	32,6467	40,81	118 Strömberg, Andreas
55	44	21,94	2,0055	26,4300	33,04	209 Erlandsen, Ole P.
56	66	34,12	1,9343	25,4927	31,87	58 Olsen, Jon Steinar
57	70	36,58	1,9136	25,2194	31,52	169 Paulsson, Tor
58	68	40,57	1,6761	22,0894	27,61	113 Sanner, Odd
59	35	42,23	0,8288	10,9226	13,65	107 Askeland, Chris
60	46	73,23	0,6282	8,2785	10,35	246 Yousefian, Josef

REVOLVER (STANDARD) -- Overall Stage Results

Sandaknallen 2009

Printed augusti 9, 2009 at 15:05




Stage 12 -- 12

	PTS	TIME	HIT FACTOR	STAGE POINTS	STAGE PERCENT	COMPETITOR # Name
1	79	16,65	4,7447	80,0000	100,00	103 Eilertsen, Ole
2	80	19,55	4,0921	68,9954	86,24	59 Lindblad, Bjørn
3	79	20,23	3,9051	65,8428	82,30	133 Linskog, Olof
4	76	23,03	3,3000	55,6412	69,55	224 Wadell, Jörgen
5	77	24,23	3,1779	53,5814	66,98	61 Bugge, Finn Einar
6	79	25,12	3,1449	53,0255	66,28	85 Edfeldt, Ivar
7	77	26,35	2,9222	49,2705	61,59	117 Lindfors, Anders
8	78	30,29	2,5751	43,4183	54,27	223 Forsberg, Conny
9	77	35,58	2,1641	36,4890	45,61	239 Jansson, Kjell-Åke
10	73	36,77	1,9853	33,4739	41,84	116 Hellström, Tomas
11	55	48,10	1,1435	19,2795	24,10	158 Femtegjeld, Arild

OPEN -- Overall Stage Results

Sandaknallen 2009

Printed augusti 9, 2009 at 15:05



Stage 13 -- 13

	PTS	TIME	HIT FACTOR	STAGE POINTS	STAGE PERCENT	COMPETITOR # Name
1	128	14,07	9,0974	145,0000	100,00	187 Nordberg, Johan
2	136	16,03	8,4841	135,2252	93,26	41 Lee, Kyrre
3	139	16,50	8,4242	134,2712	92,60	38 Haugli, Steinar
4	141	17,43	8,0895	128,9359	88,92	70 Skoog, Lars-Tony
5	137	17,02	8,0494	128,2960	88,48	153 Lie, Hans Petter
6	139	17,42	7,9793	127,1800	87,71	71 Johansen, Roger
7	135	17,05	7,9179	126,2006	87,03	83 Sparby, Frank
8	136	18,16	7,4890	119,3645	82,32	178 Solberg, Richard
9	141	18,87	7,4722	119,0966	82,14	67 Samuelsen, Thomas
10	137	19,03	7,1992	114,7450	79,13	131 Larning, Bjarne
11	138	19,47	7,0878	112,9706	77,91	201 Loe, Hans Roger
12	121	17,32	6,9861	111,3498	76,79	48 Sandås, Frank
13	138	19,97	6,9104	110,1421	75,96	1 Karlsson, Christer
14	122	17,76	6,8694	109,4886	75,51	183 Olsen, Rino
15	130	19,04	6,8277	108,8250	75,05	175 Johansen, Are
16	125	18,45	6,7751	107,9856	74,47	31 Reyes, Johnny
17	133	20,10	6,6169	105,4648	72,73	45 Kløv, Morten
18	128	19,89	6,4354	102,5716	70,74	173 Lunde, Tom André
19	140	21,92	6,3869	101,7981	70,21	120 Micaelsen, Sander
20	110	17,34	6,3437	101,1104	69,73	145 Herregarden, Jan Erik
21	114	18,24	6,2500	99,6167	68,70	227 Jacobsen, Jostein
22	131	21,19	6,1822	98,5354	67,96	77 Larsson, Peter
23	129	21,09	6,1166	97,4912	67,24	207 Molin, Marcus
24	127	21,63	5,8715	93,5835	64,54	215 Gregnert, Björn
25	106	18,24	5,8114	92,6261	63,88	99 Hanhirova, Johannes
26	112	19,31	5,8001	92,4460	63,76	14 Friberg, Glenn
27	127	22,20	5,7207	91,1807	62,88	78 Wiel, Elisabeth
28	124	21,82	5,6829	90,5772	62,47	150 Lönn, Rolf
29	136	24,36	5,5829	88,9844	61,37	174 Nilsen, Bengt
30	134	24,29	5,5167	87,9285	60,64	44 Roos, Gunnar
31	120	22,40	5,3571	85,3857	58,89	15 Eliassen, Trond
32	123	23,02	5,3432	85,1632	58,73	193 Gjerstad, Sophus
33	123	23,37	5,2632	83,8877	57,85	79 Skog, Bjørn
34	142	27,18	5,2244	83,2705	57,43	49 Krako, Lene
35	136	26,59	5,1147	81,5216	56,22	6 Bergström, Ronny
36	123	25,59	4,8066	76,6103	52,83	138 Wesstøl, Stein
37	108	25,25	4,2772	68,1733	47,02	156 Owe, Geir
38	119	28,00	4,2500	67,7394	46,72	21 Sandberg, Carl Erik
39	91	22,93	3,9686	63,2542	43,62	80 Forslund, Tony
40	110	29,56	3,7212	59,3117	40,90	3 Werner, Mattias
41	127	68,01	1,8674	29,7634	20,53	217 Myhra, Svein erik

STANDARD -- Overall Stage Results

Sandaknallen 2009

Printed augusti 9, 2009 at 15:05



Stage 13 -- 13

	PTS	TIME	HIT FACTOR	STAGE POINTS	STAGE PERCENT	COMPETITOR # Name
1	139	16,69	8,3283	145,0000	100,00	66 Birkjor, Ulrik
2	125	16,26	7,6876	133,8440	92,31	5 Bäckström, Mats O.
3	141	19,74	7,1429	124,3602	85,77	12 Dahlman, Roland
4	133	18,76	7,0896	123,4322	85,13	23 Hirvikallio, Risto
5	136	19,31	7,0430	122,6214	84,57	25 Carlander, Mikael
6	136	20,27	6,7094	116,8139	80,56	89 Due, Dag Petter
7	131	19,55	6,7008	116,6632	80,46	53 Lundberg, Sven
8	124	18,70	6,6310	115,4489	79,62	147 Östling, Mikael
9	113	17,18	6,5774	114,5156	78,98	202 Andersson, Robert
10	122	19,15	6,3708	110,9176	76,49	203 Karlsson, Kenneth
11	136	21,39	6,3581	110,6975	76,34	56 Glesnes, Kenneth
12	138	21,75	6,3448	110,4662	76,18	60 Vikeby, Rune
13	136	21,85	6,2243	108,3670	74,74	36 Schieck, Peter
14	108	17,55	6,1538	107,1411	73,89	234 Syversen, Lars
15	128	21,02	6,0894	106,0197	73,12	90 Holmberg, Daniel
16	138	23,00	6,0000	104,4626	72,04	194 Revheim, Lars Kenneth
17	133	22,60	5,8850	102,4596	70,66	8 Larsen, Søren
18	140	23,82	5,8774	102,3283	70,57	119 Drange, Bjarte
19	134	23,05	5,8134	101,2147	69,80	95 Rönnerberg, Peter
20	119	20,49	5,8077	101,1148	69,73	137 Lindstedt, Lars
21	131	22,92	5,7155	99,5099	68,63	102 Nakling, Hilde
22	137	24,37	5,6217	97,8756	67,50	46 Miklaheim, Fredrik
23	118	21,20	5,5660	96,9071	66,83	232 Lappi-Seppälä, Mikael
24	134	24,14	5,5510	96,6445	66,65	104 Parhammar, Mats
25	132	23,80	5,5462	96,5620	66,59	139 Hjelm, Thomas
26	125	23,23	5,3810	93,6851	64,61	161 Ulriksen, Chris
27	116	21,84	5,3114	92,4730	63,77	22 Rissmann, Rune
28	106	20,67	5,1282	89,2843	61,58	189 Lund, Bent
29	114	22,41	5,0870	88,5671	61,08	65 Christiansen, Anders
30	105	21,12	4,9716	86,5575	59,69	33 Fristrup, Klaus
31	132	26,63	4,9568	86,3003	59,52	245 Bäckstörn, Bengt
32	136	28,28	4,8091	83,7277	57,74	54 Andersson, Hans
33	118	24,88	4,7428	82,5736	56,95	97 Rönnerberg, Thomas
34	126	26,89	4,6858	81,5810	56,26	18 Lundgren, Thomas
35	99	21,17	4,6764	81,4186	56,15	52 Lundberg, Klas
36	117	25,23	4,6373	80,7380	55,68	35 Rudensten, Joakim
37	127	27,76	4,5749	79,6515	54,93	87 Edfeldt, Vincent
38	121	26,59	4,5506	79,2276	54,64	196 Sjöholm, Hans-Erik
39	111	24,55	4,5214	78,7193	54,29	166 Røise, Ronny
40	118	26,19	4,5055	78,4433	54,10	135 Stigstedt, Michael
41	108	24,62	4,3867	76,3739	52,67	228 Lundberg, Peter
42	134	30,87	4,3408	75,5749	52,12	204 Matern-Lindewald, Henrik
43	118	27,49	4,2925	74,7337	51,54	168 Paulsson, Johan
44	101	23,88	4,2295	73,6371	50,78	57 Nilsson, Ola
45	136	32,73	4,1552	72,3440	49,89	124 Gregnert, Janne
46	95	23,38	4,0633	70,7438	48,79	123 Sandberg, Jens

STANDARD -- Overall Stage Results

Sandaknallen 2009

Printed augusti 9, 2009 at 15:05



Stage 13 -- 13

	PTS	TIME	HIT FACTOR	STAGE POINTS	STAGE PERCENT	COMPETITOR # Name
47	135	33,47	4,0335	70,2243	48,43	146 Rönnerberg, Tom
48	125	31,15	4,0128	69,8653	48,18	210 Vangsnes, Per
49	128	32,29	3,9641	69,0163	47,60	199 Kaneröd, Joakim
50	120	31,39	3,8229	66,5579	45,90	165 Holthe, Svein Ivar
51	109	30,54	3,5691	62,1394	42,85	242 Dahlbäck, Ola
52	110	31,08	3,5393	61,6199	42,50	152 Poortman, Rune
53	98	27,88	3,5151	61,1988	42,21	109 Sand, Lars
54	133	37,90	3,5092	61,0973	42,14	182 Johansson, Örjan
55	135	40,39	3,3424	58,1928	40,13	148 Holst, Einar Johan
56	102	30,82	3,3095	57,6205	39,74	110 Breigutua, Geir Ivar
57	108	34,62	3,1196	54,3133	37,46	108 Skårlid, Ola
58	70	23,42	2,9889	52,0380	35,89	112 Ingemarsson, Lars-Åke
59	108	38,78	2,7849	48,4870	33,44	86 Edfeldt, Katarina
60	80	32,10	2,4922	43,3905	29,92	192 Gjerstad, Bjørn
61	106	46,30	2,2894	39,8597	27,49	157 Svensson, Joakim
62	68	36,72	1,8519	32,2415	22,24	206 Karlsson, Tony
63	103	59,05	1,7443	30,3687	20,94	233 Basic, Susan
64	134	84,58	1,5843	27,5833	19,02	216 Rhule, William
65	77	52,84	1,4572	25,3710	17,50	100 Berg, Yvonne
66	69	47,53	1,4517	25,2750	17,43	198 Hamrell, Marie

PRODUCTION -- Overall Stage Results**Sandaknallen 2009**

Printed augusti 9, 2009 at 15:05

**Stage 13 -- 13**

	PTS	TIME	HIT FACTOR	STAGE POINTS	STAGE PERCENT	COMPETITOR # Name
1	135	17,34	7,7855	145,0000	100,00	28 Hagemann, Lars
2	137	18,54	7,3894	137,6240	94,91	126 Gyllenberg, Rasmus
3	133	18,40	7,2283	134,6223	92,84	205 Rasmussen, Per-Ola
4	131	19,86	6,5962	122,8501	84,72	55 Säkki, Kristian
5	135	21,00	6,4286	119,7286	82,57	185 Wildemo, Fredrik
6	133	20,94	6,3515	118,2928	81,58	91 Ekstrand, Fredrik
7	125	19,99	6,2531	116,4610	80,32	42 Ekstedt, Stefan
8	133	21,75	6,1149	113,8874	78,54	163 Lütcherath, Øystein
9	133	21,97	6,0537	112,7470	77,76	51 Göthager, Andreas
10	131	22,07	5,9357	110,5484	76,24	141 Nilsson, Daniel
11	129	21,74	5,9338	110,5130	76,22	125 Claesson, Joakim
12	131	22,55	5,8093	108,1952	74,62	244 Engan, Jon Arne
13	131	23,21	5,6441	105,1186	72,50	154 Stankovic, Alexander
14	129	23,03	5,6014	104,3228	71,95	73 Svedberg, Peter
15	133	24,65	5,3955	100,4889	69,30	50 Nilsson, Jesper
16	133	24,90	5,3414	99,4800	68,61	101 Tran, Faj
17	112	21,44	5,2239	97,2919	67,10	214 Wallin, Joakim
18	129	24,80	5,2016	96,8772	66,81	195 Lauritzen, Lars
19	129	25,28	5,1028	95,0377	65,54	27 Estdahl, Aleksander
20	123	24,64	4,9919	92,9711	64,12	111 Andersson, Robert
21	112	22,58	4,9601	92,3799	63,71	184 Selinder, Patrik
22	124	25,25	4,9109	91,4626	63,08	7 Solberg, Tom
23	112	22,81	4,9101	91,4484	63,07	64 Schiefke, Gerhard
24	129	26,88	4,7991	89,3807	61,64	200 Bakken, Jørn
25	118	24,65	4,7870	89,1556	61,49	155 Flyberg, Fredrik
26	104	21,85	4,7597	88,6472	61,14	149 Gunnarsson, Robert
27	104	22,54	4,6140	85,9335	59,26	191 Meyenberg Strøm, Simen
28	129	29,35	4,3952	81,8587	56,45	209 Erlandsen, Ole P.
29	123	28,21	4,3602	81,2055	56,00	221 Dahlbom, Kalle
30	112	25,90	4,3243	80,5381	55,54	241 Gustavsen, Trond
31	114	26,92	4,2348	78,8702	54,39	29 Sørbo, John
32	115	27,18	4,2311	78,8010	54,35	225 Brodin, Fredrik
33	112	26,76	4,1854	77,9498	53,76	151 Wendelklint, Tony
34	119	28,55	4,1681	77,6290	53,54	84 Johansson, Uno
35	99	24,44	4,0507	75,4427	52,03	39 Falla, Arne
36	116	28,95	4,0069	74,6264	51,47	127 Rundgren, Eddie
37	106	26,96	3,9318	73,2267	50,50	180 Johansson, Mikael
38	129	33,18	3,8879	72,4097	49,94	236 Tuvevsson, Niklas
39	123	32,85	3,7443	69,7354	48,09	34 Henum, Svein Helge
40	106	28,57	3,7102	69,1001	47,66	248 Gustafsson, Nils Göran
41	122	33,04	3,6925	68,7706	47,43	159 Plantin, Fredrik
42	116	34,46	3,3662	62,6940	43,24	229 Däverhög, Carl
43	100	30,90	3,2362	60,2733	41,57	243 Gyllenberg, Pontus
44	108	33,83	3,1924	59,4573	41,01	230 Franzen, Anders
45	121	38,84	3,1153	58,0216	40,01	240 Landin, Peter
46	114	36,70	3,1063	57,8525	39,90	75 Saxhøj, Ulrik

PRODUCTION -- Overall Stage Results

Sandaknallen 2009

Printed augusti 9, 2009 at 15:05




Stage 13 -- 13

	PTS	TIME	HIT FACTOR	STAGE POINTS	STAGE PERCENT	COMPETITOR # Name
47	108	35,86	3,0117	56,0915	38,68	219 Vister, Olle
48	105	37,39	2,8082	52,3019	36,07	169 Paulsson, Tor
49	95	34,76	2,7330	50,9011	35,10	118 Strömberg, Andreas
50	98	35,90	2,7298	50,8411	35,06	32 Björk, Robert
51	95	36,18	2,6258	48,9033	33,73	247 Ingemansson, Hans
52	95	37,99	2,5007	46,5734	32,12	197 Bugge, Jan Petter
53	84	35,22	2,3850	44,4195	30,63	177 Ström, Johan
54	74	31,25	2,3680	44,1027	30,42	237 Gimbergsson, Stefan
55	58	26,10	2,2222	41,3877	28,54	10 Nordli, Jon Terje
56	81	36,84	2,1987	40,9495	28,24	113 Sanner, Odd
57	85	40,55	2,0962	39,0401	26,92	82 Andersen, Marius Wigen
58	99	51,17	1,9347	36,0332	24,85	107 Askeland, Chris
59	55	31,39	1,7522	32,6328	22,51	58 Olsen, Jon Steinar
60	58	34,69	1,6720	31,1392	21,48	246 Yousefian, Josef

REVOLVER (STANDARD) -- Overall Stage Results

Sandaknallen 2009

Printed augusti 9, 2009 at 15:05



Stage 13 -- 13

	PTS	TIME	HIT FACTOR	STAGE POINTS	STAGE PERCENT	COMPETITOR # Name
1	137	28,77	4,7619	145,0000	100,00	103 Eilertsen, Ole
2	128	27,34	4,6818	142,5603	98,32	61 Bugge, Finn Einar
3	132	32,44	4,0691	123,9026	85,45	85 Edfeldt, Ivar
4	125	32,93	3,7959	115,5861	79,71	133 Lindskog, Olof
5	136	37,16	3,6598	111,4424	76,86	117 Lindfors, Anders
6	138	44,44	3,1053	94,5567	65,21	223 Forsberg, Conny
7	100	34,26	2,9189	88,8792	61,30	59 Lindblad, Bjørn
8	135	47,08	2,8675	87,3141	60,22	224 Wadell, Jörgen
9	116	43,49	2,6673	81,2187	56,01	239 Jansson, Kjell-Åke
10	100	40,08	2,4950	75,9731	52,40	116 Hellström, Tomas
11	74	46,57	1,5890	48,3852	33,37	158 Femtegjeld, Arild

OPEN -- Overall Stage Results

Sandaknallen 2009

Printed augusti 9, 2009 at 15:05



Stage 14 -- 14

	PTS	TIME	HIT FACTOR	STAGE POINTS	STAGE PERCENT	COMPETITOR # Name
1	45	7,12	6,3202	45,0000	100,00	153 Lie, Hans Petter
2	45	7,27	6,1898	44,0715	97,94	67 Samuelsen, Thomas
3	40	7,14	5,6022	39,8880	88,64	3 Werner, Mattias
4	44	8,12	5,4187	38,5813	85,74	38 Haugli, Steinar
5	45	8,38	5,3699	38,2339	84,96	70 Skoog, Lars-Tony
6	44	8,28	5,3140	37,8357	84,08	187 Nordberg, Johan
7	43	8,50	5,0588	36,0188	80,04	99 Hanhirova, Johannes
8	43	8,57	5,0175	35,7246	79,39	48 Sandås, Frank
9	43	8,69	4,9482	35,2313	78,29	173 Lunde, Tom André
10	42	8,57	4,9008	34,8938	77,54	145 Herregarden, Jan Erik
11	40	8,22	4,8662	34,6472	76,99	14 Friberg, Glenn
12	44	9,19	4,7878	34,0892	75,75	183 Olsen, Rino
13	41	8,60	4,7674	33,9442	75,43	175 Johansen, Are
14	38	8,16	4,6569	33,1569	73,68	131 Larning, Bjarne
15	43	9,30	4,6237	32,9204	73,16	77 Larsson, Peter
16	42	9,15	4,5902	32,6820	72,63	31 Reyes, Johnny
17	42	9,50	4,4211	31,4779	69,95	44 Roos, Gunnar
18	42	9,56	4,3933	31,2803	69,51	83 Sparby, Frank
19	44	10,13	4,3435	30,9260	68,72	227 Jacobsen, Jostein
20	37	8,68	4,2627	30,3502	67,44	1 Karlsson, Christer
21	39	9,50	4,1053	29,2295	64,95	138 Wesstøl, Stein
22	44	11,27	3,9042	27,7977	61,77	6 Bergström, Ronny
23	40	10,62	3,7665	26,8173	59,59	150 Lönn, Rolf
24	42	11,54	3,6395	25,9133	57,59	21 Sandberg, Carl Erik
25	41	11,28	3,6348	25,8794	57,51	207 Molin, Marcus
26	40	11,07	3,6134	25,7272	57,17	78 Wiel, Elisabeth
27	37	10,88	3,4007	24,2132	53,81	215 Gregnert, Björn
28	27	7,99	3,3792	24,0601	53,47	41 Lee, Kyrre
29	40	11,89	3,3642	23,9529	53,23	80 Forslund, Tony
30	28	8,85	3,1638	22,5266	50,06	201 Loe, Hans Roger
31	41	13,36	3,0689	21,8503	48,56	49 Krako, Lene
32	43	14,13	3,0432	21,6674	48,15	174 Nilsen, Bengt
33	29	9,57	3,0303	21,5758	47,95	79 Skog, Bjørn
34	44	14,63	3,0075	21,4135	47,59	15 Eliassen, Trond
35	23	8,23	2,7947	19,8979	44,22	120 Micaelsen, Sander
36	26	9,40	2,7660	19,6936	43,76	45 Kløv, Morten
37	24	9,49	2,5290	18,0063	40,01	178 Solberg, Richard
38	42	20,09	2,0906	14,8850	33,08	156 Owe, Geir
39	28	13,90	2,0144	14,3424	31,87	71 Johansen, Roger
40	44	32,25	1,3643	9,7141	21,59	217 Myhra, Svein erik
41	11	22,22	0,4950	3,5248	7,83	193 Gjerstad, Sophus

STANDARD -- Overall Stage Results

Sandaknallen 2009

Printed augusti 9, 2009 at 15:05




Stage 14 -- 14

	PTS	TIME	HIT FACTOR	STAGE POINTS	STAGE PERCENT	COMPETITOR # Name
1	44	8,00	5,5000	45,0000	100,00	5 Bäckström, Mats O.
2	41	8,75	4,6857	38,3377	85,19	66 Birkjor, Ulrik
3	43	9,46	4,5455	37,1901	82,64	60 Vikeby, Rune
4	39	8,85	4,4068	36,0555	80,12	202 Andersson, Robert
5	43	9,95	4,3216	35,3586	78,57	52 Lundberg, Klas
6	40	9,52	4,2017	34,3774	76,39	12 Dahlman, Roland
7	43	10,24	4,1992	34,3572	76,35	104 Parhammar, Mats
8	44	10,49	4,1945	34,3184	76,26	23 Hirvikallio, Risto
9	40	9,84	4,0650	33,2594	73,91	234 Syversen, Lars
10	44	10,84	4,0590	33,2103	73,80	56 Glesnes, Kenneth
11	41	10,28	3,9883	32,6318	72,52	119 Drange, Bjarte
12	42	10,59	3,9660	32,4491	72,11	25 Carlander, Mikael
13	41	10,46	3,9197	32,0702	71,27	89 Due, Dag Petter
14	43	11,00	3,9091	31,9835	71,07	137 Lindstedt, Lars
15	42	10,91	3,8497	31,4974	69,99	90 Holmberg, Daniel
16	35	9,46	3,6998	30,2710	67,27	97 Rönnerberg, Thomas
17	44	11,94	3,6851	30,1508	67,00	192 Gjerstad, Björn
18	44	11,95	3,6820	30,1255	66,95	123 Sandberg, Jens
19	43	11,78	3,6503	29,8657	66,37	194 Revheim, Lars Kenneth
20	44	12,17	3,6154	29,5809	65,74	35 Rudensten, Joakim
21	43	12,08	3,5596	29,1240	64,72	232 Lappi-Seppälä, Mikael
22	44	12,37	3,5570	29,1027	64,67	245 Bäckstörn, Bengt
23	43	12,10	3,5537	29,0759	64,61	166 Røise, Ronny
24	41	11,57	3,5436	28,9935	64,43	189 Lund, Bent
25	37	10,47	3,5339	28,9138	64,25	196 Sjöholm, Hans-Erik
26	35	10,09	3,4688	28,3809	63,07	53 Lundberg, Sven
27	41	12,12	3,3828	27,6778	61,51	102 Nakling, Hilde
28	40	11,87	3,3698	27,5714	61,27	112 Ingemarsson, Lars-Åke
29	43	12,90	3,3333	27,2727	60,61	95 Rönnerberg, Peter
30	43	13,67	3,1456	25,7365	57,19	161 Ulriksen, Chris
31	43	13,72	3,1341	25,6427	56,98	210 Vangsnes, Per
32	40	12,83	3,1177	25,5084	56,69	54 Andersson, Hans
33	42	13,64	3,0792	25,1933	55,99	110 Breigutua, Geir Ivar
34	41	13,50	3,0370	24,8485	55,22	135 Stigstedt, Michael
35	39	13,04	2,9908	24,4702	54,38	168 Paulsson, Johan
36	35	11,98	2,9215	23,9035	53,12	8 Larsen, Søren
37	28	9,90	2,8283	23,1405	51,42	33 Fristrup, Klaus
38	41	15,22	2,6938	22,0404	48,98	204 Matern-Lindewald, Henrik
39	40	14,95	2,6756	21,8912	48,65	109 Sand, Lars
40	37	14,32	2,5838	21,1402	46,98	157 Svensson, Joakim
41	29	11,24	2,5801	21,1097	46,91	146 Rönnerberg, Tom
42	41	16,39	2,5015	20,4670	45,48	18 Lundgren, Thomas
43	44	17,81	2,4705	20,2134	44,92	199 Kaneröd, Joakim
44	24	9,84	2,4390	19,9557	44,35	147 Östling, Mikael
45	33	14,94	2,2088	18,0723	40,16	46 Miklaheim, Fredrik
46	41	18,60	2,2043	18,0352	40,08	228 Lundberg, Peter

STANDARD -- Overall Stage Results

Sandaknallen 2009

Printed augusti 9, 2009 at 15:05



Stage 14 -- 14

	PTS	TIME	HIT FACTOR	STAGE POINTS	STAGE PERCENT	COMPETITOR # Name
47	40	18,55	2,1563	17,6427	39,21	206 Karlsson, Tony
48	24	11,21	2,1409	17,5168	38,93	57 Nilsson, Ola
49	29	15,82	1,8331	14,9983	33,33	165 Holthe, Svein Ivar
50	41	23,68	1,7314	14,1662	31,48	100 Berg, Yvonne
51	23	13,56	1,6962	13,8777	30,84	65 Christiansen, Anders
52	41	24,80	1,6532	13,5264	30,06	182 Johansson, Örjan
53	22	14,23	1,5460	12,6493	28,11	152 Poortman, Rune
54	26	18,36	1,4161	11,5865	25,75	148 Holst, Einar Johan
55	43	32,32	1,3304	10,8855	24,19	108 Skårlid, Ola
56	13	12,32	1,0552	8,6334	19,19	36 Schieck, Peter
57	9	10,37	0,8679	7,1009	15,78	22 Rissmann, Rune
58	7	11,63	0,6019	4,9246	10,94	242 Dahlbäck, Ola
59	22	40,21	0,5471	4,4765	9,95	86 Edfeldt, Katarina
60	11	20,43	0,5384	4,4053	9,79	233 Basic, Susan
61	42	94,00	0,4468	3,6557	8,12	216 Rhule, William
62	0	10,11	0,0000	0,0000	0,00	203 Karlsson, Kenneth
63	0	21,91	0,0000	0,0000	0,00	124 Gregnert, Janne
64	0	16,44	0,0000	0,0000	0,00	139 Hjelm, Thomas
65	0	22,48	0,0000	0,0000	0,00	87 Edfeldt, Vincent
66	0	22,73	0,0000	0,0000	0,00	198 Hamrell, Marie

PRODUCTION -- Overall Stage Results

Sandaknallen 2009

Printed augusti 9, 2009 at 15:05



Stage 14 -- 14

	PTS	TIME	HIT FACTOR	STAGE POINTS	STAGE PERCENT	COMPETITOR # Name
1	41	8,93	4,5913	45,0000	100,00	126 Gyllenberg, Rasmus
2	41	9,02	4,5455	44,5510	99,00	42 Ekstedt, Stefan
3	43	9,57	4,4932	44,0389	97,86	185 Wildemo, Fredrik
4	43	10,05	4,2786	41,9356	93,19	50 Nilsson, Jesper
5	35	8,25	4,2424	41,5809	92,40	28 Hagemann, Lars
6	43	10,54	4,0797	39,9860	88,86	163 Lütcherath, Øystein
7	43	10,62	4,0490	39,6848	88,19	225 Brodin, Fredrik
8	39	9,72	4,0123	39,3259	87,39	141 Nilsson, Daniel
9	39	10,07	3,8729	37,9590	84,35	195 Lauritzen, Lars
10	45	11,84	3,8007	37,2513	82,78	55 Säkki, Kristian
11	39	10,34	3,7718	36,9678	82,15	91 Ekstrand, Fredrik
12	43	11,98	3,5893	35,1797	78,18	125 Claesson, Joakim
13	37	10,35	3,5749	35,0382	77,86	155 Flyberg, Fredrik
14	37	10,43	3,5475	34,7694	77,27	180 Johansson, Mikael
15	41	11,69	3,5073	34,3755	76,39	73 Svedberg, Peter
16	43	13,34	3,2234	31,5931	70,21	34 Henum, Svein Helge
17	37	11,58	3,1952	31,3165	69,59	209 Erlandsen, Ole P.
18	41	12,85	3,1907	31,2724	69,49	191 Meyenberg Strøm, Simen
19	45	14,11	3,1892	31,2583	69,46	101 Tran, Faj
20	35	11,00	3,1818	31,1857	69,30	244 Engan, Jon Arne
21	37	11,88	3,1145	30,5257	67,83	205 Rasmussen, Per-Ola
22	41	13,22	3,1014	30,3971	67,55	240 Landin, Peter
23	28	9,19	3,0468	29,8623	66,36	184 Selinder, Patrik
24	30	10,54	2,8463	27,8972	61,99	149 Gunnarsson, Robert
25	39	13,84	2,8179	27,6190	61,38	236 Tu vesson, Niklas
26	33	11,82	2,7919	27,3638	60,81	214 Wallin, Joakim
27	43	15,41	2,7904	27,3493	60,78	248 Gustafsson, Nils Göran
28	37	13,45	2,7509	26,9625	59,92	127 Rundgren, Eddie
29	37	13,63	2,7146	26,6064	59,13	243 Gyllenberg, Pontus
30	39	15,00	2,6000	25,4832	56,63	154 Stankovic, Alexander
31	39	15,50	2,5161	24,6611	54,80	32 Björk, Robert
32	28	11,23	2,4933	24,4376	54,31	200 Bakken, Jørn
33	41	16,62	2,4669	24,1787	53,73	27 Estdahl, Aleksander
34	33	13,83	2,3861	23,3869	51,97	75 Saxhøj, Ulrik
35	33	13,93	2,3690	23,2190	51,60	229 Dåverhög, Carl
36	43	18,37	2,3408	22,9424	50,98	151 Wendelklint, Tony
37	41	17,87	2,2943	22,4874	49,97	118 Strömberg, Andreas
38	37	17,36	2,1313	20,8897	46,42	7 Solberg, Tom
39	35	16,99	2,0600	20,1909	44,87	64 Schiefke, Gerhard
40	37	18,59	1,9903	19,5075	43,35	230 Franzen, Anders
41	26	13,55	1,9188	18,8068	41,79	29 Sørbo, John
42	24	13,06	1,8377	18,0114	40,03	197 Bugge, Jan Petter
43	20	11,54	1,7331	16,9865	37,75	51 Göthager, Andreas
44	24	14,28	1,6807	16,4726	36,61	219 Vister, Olle
45	24	14,61	1,6427	16,1006	35,78	39 Falla, Arne
46	24	15,69	1,5296	14,9923	33,32	237 Gimbergsson, Stefan

PRODUCTION -- Overall Stage Results

Sandaknallen 2009

Printed augusti 9, 2009 at 15:05




Stage 14 -- 14

	PTS	TIME	HIT FACTOR	STAGE POINTS	STAGE PERCENT	COMPETITOR # Name
47	35	23,58	1,4843	14,5480	32,33	247 Ingemansson, Hans
48	22	15,23	1,4445	14,1580	31,46	177 Ström, Johan
49	26	18,31	1,4200	13,9176	30,93	241 Gustavsen, Trond
50	24	18,98	1,2645	12,3935	27,54	111 Andersson, Robert
51	18	15,30	1,1765	11,5308	25,62	169 Paulsson, Tor
52	18	16,39	1,0982	10,7640	23,92	221 Dahlbom, Kalle
53	39	35,86	1,0876	10,6594	23,69	84 Johansson, Uno
54	24	25,51	0,9408	9,2211	20,49	246 Yousefian, Josef
55	37	45,18	0,8189	8,0267	17,84	58 Olsen, Jon Steinar
56	15	20,76	0,7225	7,0818	15,74	159 Plantin, Fredrik
57	13	21,83	0,5955	5,8367	12,97	113 Sanner, Odd
58	0	39,26	0,0000	0,0000	0,00	107 Askeland, Chris
59	0	12,73	0,0000	0,0000	0,00	82 Andersen, Marius Wigen

REVOLVER (STANDARD) -- Overall Stage Results

Sandaknallen 2009

Printed augusti 9, 2009 at 15:05



Stage 14 -- 14

	PTS	TIME	HIT FACTOR	STAGE POINTS	STAGE PERCENT	COMPETITOR # Name
1	42	13,86	3,0303	45,0000	100,00	59 Lindblad, Bjørn
2	42	14,44	2,9086	43,1925	95,98	85 Edfeldt, Ivar
3	40	16,00	2,5000	37,1250	82,50	117 Lindfors, Anders
4	39	17,71	2,2021	32,7019	72,67	103 Eilertsen, Ole
5	39	17,85	2,1849	32,4454	72,10	116 Hellström, Tomas
6	37	17,20	2,1512	31,9448	70,99	133 Lindskog, Olof
7	43	27,18	1,5820	23,4934	52,21	239 Jansson, Kjell-Åke
8	43	28,99	1,4833	22,0266	48,95	224 Wadell, Jörgen
9	23	15,85	1,4511	21,5489	47,89	61 Bugge, Finn Einar
10	42	29,00	1,4483	21,5069	47,79	223 Forsberg, Conny
11	0	20,70	0,0000	0,0000	0,00	158 Femtegjeld, Arild

OPEN -- Overall Stage Results

Sandaknallen 2009

Printed augusti 9, 2009 at 15:05



Stage 15 -- 15

	PTS	TIME	HIT FACTOR	STAGE POINTS	STAGE PERCENT	COMPETITOR # Name
1	150	18,53	8,0950	160,0000	100,00	187 Nordberg, Johan
2	150	18,96	7,9114	156,3713	97,73	201 Loe, Hans Roger
3	151	19,55	7,7238	152,6632	95,41	70 Skoog, Lars-Tony
4	149	19,95	7,4687	147,6208	92,26	41 Lee, Kyrre
5	150	20,49	7,3206	144,6950	90,43	67 Samuelsen, Thomas
6	152	20,86	7,2867	144,0235	90,01	183 Olsen, Rino
7	136	18,83	7,2225	142,7555	89,22	38 Haugli, Steinar
8	149	21,92	6,7974	134,3538	83,97	48 Sandås, Frank
9	145	21,40	6,7757	133,9240	83,70	138 Wesstøl, Stein
10	143	21,12	6,7708	133,8278	83,64	145 Herregarden, Jan Erik
11	149	22,41	6,6488	131,4161	82,14	175 Johansen, Are
12	130	19,98	6,5065	128,6033	80,38	83 Sparby, Frank
13	150	23,08	6,4991	128,4575	80,29	31 Reyes, Johnny
14	139	21,57	6,4441	127,3705	79,61	14 Friberg, Glenn
15	146	23,28	6,2715	123,9578	77,47	45 Kløv, Morten
16	146	23,42	6,2340	123,2169	77,01	227 Jacobsen, Jostein
17	138	22,82	6,0473	119,5274	74,70	3 Werner, Mattias
18	125	20,81	6,0067	118,7250	74,20	178 Solberg, Richard
19	139	23,15	6,0043	118,6774	74,17	131 Larning, Bjarne
20	131	22,27	5,8824	116,2667	72,67	120 Micaelsen, Sander
21	121	20,99	5,7646	113,9402	71,21	153 Lie, Hans Petter
22	143	24,96	5,7292	113,2389	70,77	173 Lunde, Tom André
23	148	27,08	5,4653	108,0232	67,51	79 Skog, Bjørn
24	153	28,67	5,3366	105,4795	65,92	78 Wiel, Elisabeth
25	132	24,93	5,2948	104,6540	65,41	71 Johansen, Roger
26	149	28,40	5,2465	103,6984	64,81	44 Roos, Gunnar
27	123	23,48	5,2385	103,5407	64,71	77 Larsson, Peter
28	146	28,44	5,1336	101,4676	63,42	150 Lönn, Rolf
29	141	28,64	4,9232	97,3084	60,82	80 Forslund, Tony
30	138	28,43	4,8540	95,9415	59,96	15 Eliassen, Trond
31	148	33,25	4,4511	87,9780	54,99	215 Gregnert, Björn
32	151	33,96	4,4464	87,8847	54,93	49 Krako, Lene
33	144	32,49	4,4321	87,6026	54,75	193 Gjerstad, Sophus
34	138	31,77	4,3437	85,8551	53,66	174 Nilsen, Bengt
35	156	36,54	4,2693	84,3840	52,74	6 Bergström, Ronny
36	93	22,53	4,1278	81,5879	50,99	99 Hanhirova, Johannes
37	135	38,68	3,4902	68,9845	43,12	156 Owe, Geir
38	121	34,82	3,4750	68,6848	42,93	21 Sandberg, Carl Erik
39	123	38,41	3,2023	63,2943	39,56	207 Molin, Marcus
40	94	34,86	2,6965	53,2972	33,31	1 Karlsson, Christer
41	119	45,85	2,5954	51,2993	32,06	11 Ylijoki, Mika
42	132	53,19	2,4817	49,0510	30,66	217 Myhra, Svein erik

STANDARD -- Overall Stage Results

Sandaknallen 2009

Printed augusti 9, 2009 at 15:05



Stage 15 -- 15

	PTS	TIME	HIT FACTOR	STAGE POINTS	STAGE PERCENT	COMPETITOR # Name
1	137	21,04	6,5114	160,0000	100,00	66 Birkjor, Ulrik
2	151	24,03	6,2838	154,4075	96,50	23 Hirvikallio, Risto
3	149	24,34	6,1216	150,4218	94,01	52 Lundberg, Klas
4	136	22,63	6,0097	147,6725	92,30	5 Bäckström, Mats O.
5	142	23,78	5,9714	146,7309	91,71	137 Lindstedt, Lars
6	141	23,66	5,9594	146,4366	91,52	202 Andersson, Robert
7	153	26,43	5,7889	142,2458	88,90	89 Due, Dag Petter
8	148	25,62	5,7767	141,9475	88,72	60 Vikeby, Rune
9	154	28,01	5,4980	135,0992	84,44	95 Rönnerberg, Peter
10	153	28,27	5,4121	132,9875	83,12	104 Parhammar, Mats
11	145	26,91	5,3883	132,4035	82,75	25 Carlander, Mikael
12	118	21,94	5,3783	132,1571	82,60	234 Syversen, Lars
13	142	26,48	5,3625	131,7697	82,36	12 Dahlman, Roland
14	144	27,02	5,3294	130,9551	81,85	194 Revheim, Lars Kenneth
15	130	25,82	5,0349	123,7178	77,32	53 Lundberg, Sven
16	128	25,55	5,0098	123,1017	76,94	123 Sandberg, Jens
17	122	24,49	4,9816	122,4098	76,51	90 Holmberg, Daniel
18	149	30,14	4,9436	121,4753	75,92	161 Ulriksen, Chris
19	134	27,53	4,8674	119,6035	74,75	203 Karlsson, Kenneth
20	142	29,55	4,8054	118,0799	73,80	196 Sjöholm, Hans-Erik
21	147	30,67	4,7930	117,7738	73,61	57 Nilsson, Ola
22	155	32,65	4,7473	116,6524	72,91	232 Lappi-Seppälä, Mikael
23	147	31,42	4,6785	114,9625	71,85	119 Drange, Bjarte
24	134	28,80	4,6528	114,3293	71,46	36 Schieck, Peter
25	139	29,89	4,6504	114,2705	71,42	139 Hjelm, Thomas
26	151	32,66	4,6234	113,6072	71,00	245 Bäckström, Bengt
27	152	33,07	4,5963	112,9418	70,59	102 Nakling, Hilde
28	142	31,17	4,5557	111,9429	69,96	97 Rönnerberg, Thomas
29	132	29,30	4,5051	110,7010	69,19	112 Ingemarsson, Lars-Åke
30	118	26,41	4,4680	109,7890	68,62	147 Östling, Mikael
31	130	29,44	4,4158	108,5052	67,82	8 Larsen, Søren
32	130	29,56	4,3978	108,0647	67,54	46 Miklaheim, Fredrik
33	131	30,02	4,3638	107,2274	67,02	56 Glesnes, Kenneth
34	144	33,11	4,3491	106,8682	66,79	135 Stigstedt, Michael
35	150	35,08	4,2759	105,0695	65,67	54 Andersson, Hans
36	147	34,43	4,2695	104,9121	65,57	35 Rudensten, Joakim
37	143	35,40	4,0395	99,2608	62,04	166 Røise, Ronny
38	142	35,54	3,9955	98,1784	61,36	192 Gjerstad, Bjørn
39	117	29,63	3,9487	97,0285	60,64	33 Fristrup, Klaus
40	130	34,72	3,7442	92,0044	57,50	87 Edfeldt, Vincent
41	143	38,26	3,7376	91,8409	57,40	146 Rönnerberg, Tom
42	106	28,71	3,6921	90,7231	56,70	189 Lund, Bent
43	155	42,54	3,6436	89,5322	55,96	168 Paulsson, Johan
44	143	40,03	3,5723	87,7800	54,86	165 Holthe, Svein Ivar
45	146	41,10	3,5523	87,2883	54,56	108 Skårlid, Ola
46	142	40,09	3,5420	87,0357	54,40	242 Dahlbäck, Ola

STANDARD -- Overall Stage Results

Sandaknallen 2009

Printed augusti 9, 2009 at 15:05



Stage 15 -- 15

	PTS	TIME	HIT FACTOR	STAGE POINTS	STAGE PERCENT	COMPETITOR # Name
47	135	39,31	3,4342	84,3871	52,74	152 Poortman, Rune
48	152	44,74	3,3974	83,4820	52,18	210 Vangsnes, Per
49	146	44,35	3,2920	80,8918	50,56	109 Sand, Lars
50	140	42,86	3,2664	80,2640	50,17	110 Breigutua, Geir Ivar
51	148	47,05	3,1456	77,2943	48,31	124 Gregnert, Janne
52	109	34,82	3,1304	76,9206	48,08	18 Lundgren, Thomas
53	108	37,54	2,8769	70,6927	44,18	228 Lundberg, Peter
54	120	42,18	2,8450	69,9069	43,69	86 Edfeldt, Katarina
55	122	44,63	2,7336	67,1704	41,98	204 Matern-Lindewald, Henrik
56	116	44,03	2,6346	64,7373	40,46	206 Karlsson, Tony
57	134	51,59	2,5974	63,8241	39,89	182 Johansson, Örjan
58	139	54,92	2,5310	62,1913	38,87	233 Basic, Susan
59	63	26,58	2,3702	58,2413	36,40	22 Rissmann, Rune
60	125	55,46	2,2539	55,3828	34,61	148 Holst, Einar Johan
61	89	39,62	2,2463	55,1977	34,50	157 Svensson, Joakim
62	97	43,32	2,2392	55,0210	34,39	65 Christiansen, Anders
63	142	65,16	2,1793	53,5491	33,47	100 Berg, Yvonne
64	83	44,43	1,8681	45,9036	28,69	198 Hamrell, Marie
65	104	92,30	1,1268	27,6871	17,30	216 Rhule, William
66	0	28,91	0,0000	0,0000	0,00	199 Kaneröd, Joakim

PRODUCTION -- Overall Stage Results

Sandaknallen 2009

Printed augusti 9, 2009 at 15:05



Stage 15 -- 15

	PTS	TIME	HIT FACTOR	STAGE POINTS	STAGE PERCENT	COMPETITOR # Name
1	152	23,92	6,3545	160,0000	100,00	126 Gyllenberg, Rasmus
2	142	23,68	5,9966	150,9886	94,37	28 Hagemann, Lars
3	146	26,25	5,5619	140,0429	87,53	42 Ekstedt, Stefan
4	152	28,21	5,3882	135,6682	84,79	163 Lütcherath, Øystein
5	138	25,88	5,3323	134,2618	83,91	101 Tran, Faj
6	142	27,31	5,1996	130,9195	81,82	141 Nilsson, Daniel
7	127	25,48	4,9843	125,4995	78,44	185 Wildemo, Fredrik
8	123	24,83	4,9537	124,7286	77,96	55 Säkki, Kristian
9	130	26,84	4,8435	121,9547	76,22	184 Selinder, Patrik
10	136	28,12	4,8364	121,7758	76,11	125 Claesson, Joakim
11	131	27,09	4,8357	121,7587	76,10	51 Göthager, Andreas
12	138	29,50	4,6780	117,7863	73,62	244 Engan, Jon Arne
13	136	29,19	4,6591	117,3120	73,32	149 Gunnarsson, Robert
14	144	30,95	4,6527	117,1492	73,22	73 Svedberg, Peter
15	140	30,21	4,6342	116,6850	72,93	180 Johansson, Mikael
16	142	30,69	4,6269	116,5008	72,81	64 Schiefke, Gerhard
17	119	25,98	4,5804	115,3308	72,08	91 Ekstrand, Fredrik
18	152	33,87	4,4877	112,9967	70,62	7 Solberg, Tom
19	138	31,07	4,4416	111,8344	69,90	50 Nilsson, Jesper
20	142	32,09	4,4251	111,4182	69,64	111 Andersson, Robert
21	136	31,41	4,3298	109,0206	68,14	155 Flyberg, Fredrik
22	128	30,44	4,2050	105,8773	66,17	75 Saxhøj, Ulrik
23	138	33,07	4,1730	105,0709	65,67	195 Lauritzen, Lars
24	154	36,91	4,1723	105,0544	65,66	34 Henum, Svein Helge
25	134	32,35	4,1422	104,2961	65,19	191 Meyenberg Strøm, Simen
26	116	28,64	4,0503	101,9818	63,74	221 Dahlbom, Kalle
27	119	29,41	4,0462	101,8801	63,68	214 Wallin, Joakim
28	136	34,66	3,9238	98,7979	61,75	154 Stankovic, Alexander
29	144	37,66	3,8237	96,2764	60,17	236 Tuvevsson, Niklas
30	128	33,63	3,8061	95,8342	59,90	200 Bakken, Jørn
31	110	29,39	3,7428	94,2390	58,90	127 Rundgren, Eddie
32	124	33,78	3,6708	92,4272	57,77	209 Erlandsen, Ole P.
33	140	38,38	3,6477	91,8461	57,40	159 Plantin, Fredrik
34	119	33,88	3,5124	88,4385	55,27	241 Gustavsen, Trond
35	122	35,13	3,4728	87,4418	54,65	32 Björk, Robert
36	123	37,41	3,2879	82,7856	51,74	197 Bugge, Jan Petter
37	139	42,60	3,2629	82,1567	51,35	240 Landin, Peter
38	119	36,87	3,2276	81,2665	50,79	151 Wendelklint, Tony
39	111	34,58	3,2099	80,8231	50,51	27 Estdahl, Aleksander
40	100	31,16	3,2092	80,8054	50,50	84 Johansson, Uno
41	104	33,70	3,0861	77,7036	48,56	225 Brodin, Fredrik
42	134	44,57	3,0065	75,7007	47,31	243 Gyllenberg, Pontus
43	96	33,26	2,8863	72,6753	45,42	248 Gustafsson, Nils Göran
44	101	36,18	2,7916	70,2895	43,93	177 Ström, Johan
45	104	38,34	2,7126	68,2997	42,69	237 Gimbergsson, Stefan
46	128	47,38	2,7016	68,0225	42,51	82 Andersen, Marius Wigen

PRODUCTION -- Overall Stage Results

Sandaknallen 2009

Printed augusti 9, 2009 at 15:05



Stage 15 -- 15

	PTS	TIME	HIT FACTOR	STAGE POINTS	STAGE PERCENT	COMPETITOR # Name
47	60	22,45	2,6726	67,2934	42,06	205 Rasmussen, Per-Ola
48	116	44,22	2,6232	66,0506	41,28	169 Paulsson, Tor
49	102	41,64	2,4496	61,6775	38,55	229 Dåverhög, Carl
50	91	38,15	2,3853	60,0599	37,54	219 Vister, Olle
51	74	34,61	2,1381	53,8354	33,65	230 Franzen, Anders
52	95	47,67	1,9929	50,1783	31,36	247 Ingemansson, Hans
53	68	36,92	1,8418	46,3751	28,98	39 Falla, Arne
54	91	50,18	1,8135	45,6613	28,54	113 Sanner, Odd
55	57	32,68	1,7442	43,9168	27,45	29 Sørbo, John
56	78	45,76	1,7045	42,9187	26,82	107 Askeland, Chris
57	48	35,71	1,3442	33,8446	21,15	58 Olsen, Jon Steinar

REVOLVER (STANDARD) -- Overall Stage Results

Sandaknallen 2009

Printed augusti 9, 2009 at 15:05



Stage 15 -- 15

	PTS	TIME	HIT FACTOR	STAGE POINTS	STAGE PERCENT	COMPETITOR # Name
1	151	38,03	3,9705	160,0000	100,00	133 Linskog, Olof
2	126	35,90	3,5097	141,4313	88,39	117 Lindfors, Anders
3	133	39,23	3,3903	136,6163	85,39	59 Lindblad, Bjørn
4	115	34,11	3,3714	135,8581	84,91	103 Eilertsen, Ole
5	149	52,44	2,8413	114,4967	71,56	223 Forsberg, Conny
6	92	33,91	2,7131	109,3275	68,33	85 Edfeldt, Ivar
7	105	39,88	2,6329	106,0971	66,31	158 Femtegjeld, Arild
8	127	51,71	2,4560	98,9688	61,86	224 Wadell, Jörgen
9	141	67,31	2,0948	84,4129	52,76	239 Jansson, Kjell-Åke
10	66	42,24	1,5625	62,9636	39,35	116 Hellström, Tomas
11	0	5,94	0,0000	0,0000	0,00	61 Bugge, Finn Einar



Disqualified Shooters

No. Name

19 Helø, Ole E
43 Thomsen, Christian
115 Hildonen, Knut
167 Wennerbom, Anders
179 Kastell, Peter
238 Jansson, Mikael