

OPEN -- Overall Stage Results

Minimatch KB 1

Printed april 26, 2010 at 12:21



Stage 1 -- SC 04 Bane 15

	PTS	TIME	HIT FACTOR	STAGE POINTS	STAGE PERCENT	COMPETITOR # Name
1	44	6,59	6,6768	45,0000	100,00	28 Sørensen, Karsten
2	39	8,29	4,7045	31,7070	70,46	35 Konrad, Michael

STANDARD -- Overall Stage Results

Minimatch KB 1

Printed april 26, 2010 at 12:21



Stage 1 -- SC 04 Bane 15

	PTS	TIME	HIT FACTOR	STAGE POINTS	STAGE PERCENT	COMPETITOR # Name
1	44	7,09	6,2059	45,0000	100,00	16 Jensen, Ralf
2	43	7,50	5,7333	41,5732	92,38	29 Walleen, Sigurd
3	43	7,74	5,5556	40,2841	89,52	19 Ludvigsen, Michael
4	45	8,29	5,4282	39,3608	87,47	10 Mortensen, Rene
5	41	8,19	5,0061	36,3000	80,67	15 Bodé, Jan
6	45	9,29	4,8439	35,1239	78,05	7 Munk Andersen, Peter
7	44	9,83	4,4761	32,4568	72,13	39 Jensen, Hans Jørgen
8	29	6,48	4,4753	32,4511	72,11	32 Bäckström, Mats
9	37	8,41	4,3995	31,9016	70,89	2 Lund, Tobias
10	43	10,01	4,2957	31,1487	69,22	30 Holm, Kent
11	35	8,45	4,1420	30,0343	66,74	33 Slaarup, Jesper Thor
12	37	9,08	4,0749	29,5476	65,66	11 Samuelson, Carsten
13	39	9,68	4,0289	29,2143	64,92	13 Sørensen, Kristian
14	37	10,72	3,4515	25,0272	55,62	5 Nielsen, Jens Bo
15	26	11,64	2,2337	16,1967	35,99	34 Leth-Espersen, Jan
16	18	8,23	2,1871	15,8591	35,24	1 Løye, Michael

PRODUCTION -- Overall Stage Results

Minimatch KB 1

Printed april 26, 2010 at 12:21



Stage 1 -- SC 04 Bane 15

	PTS	TIME	HIT FACTOR	STAGE POINTS	STAGE PERCENT	COMPETITOR # Name
1	43	5,93	7,2513	45,0000	100,00	31 Hagemann, Lars
2	39	6,67	5,8471	36,2859	80,64	36 Davis, Peter
3	41	7,02	5,8405	36,2448	80,54	4 Christensen, Christian
4	43	7,46	5,7641	35,7708	79,49	25 Jensen, Christian D.
5	43	8,39	5,1251	31,8057	70,68	20 Bech, Anders
6	43	8,41	5,1130	31,7301	70,51	9 Zarzycki, Arthur
7	31	6,21	4,9919	30,9791	68,84	17 Saxhøj, Ulrik
8	39	8,03	4,8568	30,1403	66,98	26 Hybel, Rasmus
9	35	7,99	4,3805	27,1844	60,41	38 Kandelsdorff, Rene
10	43	10,00	4,3000	26,6850	59,30	3 Johansen, Ronnie
11	39	9,36	4,1667	25,8576	57,46	18 Thorlacius, Martin
12	43	11,25	3,8222	23,7200	52,71	23 R. Sørensen, Jacob
13	33	9,75	3,3846	21,0043	46,68	22 Stahnke, Claus
14	39	11,97	3,2581	20,2194	44,93	14 Dybro, Thomas
15	41	12,89	3,1808	19,7392	43,86	24 Jordan, Boris
16	41	14,09	2,9099	18,0581	40,13	12 Lynge, Marie
17	41	22,08	1,8569	11,5235	25,61	37 Erne, Martin
18	0	6,16	0,0000	0,0000	0,00	6 Voss, Rene

REVOLVER (STANDARD) -- Overall Stage Results

Minimatch KB 1

Printed april 26, 2010 at 12:21



Stage 1 -- SC 04 Bane 15

	PTS	TIME	HIT FACTOR	STAGE POINTS	STAGE PERCENT	COMPETITOR # Name
1	11	8,42	1,3064	45,0000	100,00	21 Søndergaard, Erkki

OPEN -- Overall Stage Results

Minimatch KB 1

Printed april 26, 2010 at 12:21



Stage 2 -- SC03 Bane 15

	PTS	TIME	HIT FACTOR	STAGE POINTS	STAGE PERCENT	COMPETITOR # Name
1	39	2,95	13,2203	40,0000	100,00	28 Sørensen, Karsten
2	19	3,09	6,1489	18,6043	46,51	35 Konrad, Michael

STANDARD -- Overall Stage Results

Minimatch KB 1

Printed april 26, 2010 at 12:21



Stage 2 -- SC03 Bane 15

	PTS	TIME	HIT FACTOR	STAGE POINTS	STAGE PERCENT	COMPETITOR # Name
1	39	2,64	14,7727	40,0000	100,00	16 Jensen, Ralf
2	39	3,03	12,8713	34,8515	87,13	32 Bäckström, Mats
3	40	3,30	12,1212	32,8205	82,05	29 Walleen, Sigurd
4	34	3,41	9,9707	26,9975	67,49	19 Ludvigsen, Michael
5	40	4,32	9,2593	25,0712	62,68	7 Munk Andersen, Peter
6	37	4,07	9,0909	24,6154	61,54	39 Jensen, Hans Jørgen
7	36	4,12	8,7379	23,6594	59,15	15 Bodé, Jan
8	34	4,03	8,4367	22,8441	57,11	10 Mortensen, Rene
9	32	3,80	8,4211	22,8016	57,00	1 Løye, Michael
10	36	4,55	7,9121	21,4235	53,56	5 Nielsen, Jens Bo
11	40	5,06	7,9051	21,4047	53,51	13 Sørensen, Kristian
12	36	5,81	6,1962	16,7774	41,94	30 Holm, Kent
13	34	6,09	5,5829	15,1168	37,79	33 Slaarup, Jesper Thor
14	32	5,84	5,4795	14,8367	37,09	2 Lund, Tobias
15	38	6,99	5,4363	14,7199	36,80	34 Leth-Espersen, Jan
16	34	7,07	4,8091	13,0214	32,55	11 Samuelsen, Carsten

PRODUCTION -- Overall Stage Results

Minimatch KB 1

Printed april 26, 2010 at 12:21



Stage 2 -- SC03 Bane 15

	PTS	TIME	HIT FACTOR	STAGE POINTS	STAGE PERCENT	COMPETITOR # Name
1	38	2,68	14,1791	40,0000	100,00	36 Davis, Peter
2	34	2,53	13,4387	37,9114	94,78	31 Hagemann, Lars
3	30	2,78	10,7914	30,4430	76,11	6 Voss, Rene
4	32	3,30	9,6970	27,3557	68,39	25 Jensen, Christian D.
5	38	4,03	9,4293	26,6005	66,50	3 Johansen, Ronnie
6	30	3,25	9,2308	26,0405	65,10	17 Saxhøj, Ulrik
7	36	4,01	8,9776	25,3262	63,32	20 Bech, Anders
8	34	3,90	8,7179	24,5938	61,48	18 Thorlacius, Martin
9	40	5,38	7,4349	20,9744	52,44	9 Zarzycki, Arthur
10	21	2,84	7,3944	20,8599	52,15	4 Christensen, Christian
11	32	4,51	7,0953	20,0163	50,04	37 Erne, Martin
12	24	3,41	7,0381	19,8549	49,64	22 Stahnke, Claus
13	25	3,81	6,5617	18,5108	46,28	26 Hybel, Rasmus
14	38	6,08	6,2500	17,6316	44,08	14 Dybro, Thomas
15	19	3,66	5,1913	14,6448	36,61	38 Kandelsdorff, Rene
16	36	6,94	5,1873	14,6337	36,58	12 Lynge, Marie
17	34	6,56	5,1829	14,6213	36,55	24 Jordan, Boris
18	32	6,45	4,9612	13,9959	34,99	23 R. Sørensen, Jacob

REVOLVER (STANDARD) -- Overall Stage Results

Minimatch KB 1

Printed april 26, 2010 at 12:21



Stage 2 -- SC03 Bane 15

	PTS	TIME	HIT FACTOR	STAGE POINTS	STAGE PERCENT	COMPETITOR # Name
1	17	8,87	1,9166	40,0000	100,00	21 Søndergaard, Erkki

OPEN -- Overall Stage Results

Minimatch KB 1

Printed april 26, 2010 at 12:21



Stage 3 -- MC04 Bane 16

	PTS	TIME	HIT FACTOR	STAGE POINTS	STAGE PERCENT	COMPETITOR # Name
1	67	16,91	3,9622	80,0000	100,00	28 Sørensen, Karsten

STANDARD -- Overall Stage Results

Minimatch KB 1

Printed april 26, 2010 at 12:21



Stage 3 -- MC04 Bane 16

	PTS	TIME	HIT FACTOR	STAGE POINTS	STAGE PERCENT	COMPETITOR # Name
1	79	11,09	7,1235	80,0000	100,00	16 Jensen, Ralf
2	71	12,65	5,6126	63,0322	78,79	32 Bäckström, Mats
3	80	15,37	5,2049	58,4535	73,07	1 Løye, Michael
4	66	14,50	4,5517	51,1176	63,90	29 Walleen, Sigurd
5	72	16,67	4,3191	48,5055	60,63	15 Bodé, Jan
6	76	18,48	4,1126	46,1855	57,73	39 Jensen, Hans Jørgen
7	68	17,51	3,8835	43,6131	54,52	2 Lund, Tobias
8	68	19,47	3,4926	39,2227	49,03	10 Mortensen, Rene
9	80	23,69	3,3770	37,9245	47,41	7 Munk Andersen, Peter
10	70	21,56	3,2468	36,4623	45,58	30 Holm, Kent
11	53	17,07	3,1049	34,8688	43,59	19 Ludvigsen, Michael
12	35	13,91	2,5162	28,2576	35,32	33 Slaarup, Jesper Thor
13	74	29,59	2,5008	28,0854	35,11	13 Sørensen, Kristian
14	34	19,09	1,7810	20,0017	25,00	5 Nielsen, Jens Bo
15	22	22,06	0,9973	11,1998	14,00	34 Leth-Espersen, Jan
16	0	16,33	0,0000	0,0000	0,00	11 Samuelsen, Carsten

PRODUCTION -- Overall Stage Results

Minimatch KB 1

Printed april 26, 2010 at 12:21




Stage 3 -- MC04 Bane 16

	PTS	TIME	HIT FACTOR	STAGE POINTS	STAGE PERCENT	COMPETITOR # Name
1	74	14,43	5,1282	80,0000	100,00	31 Hagemann, Lars
2	68	15,15	4,4884	70,0198	87,52	3 Johansen, Ronnie
3	66	17,02	3,8778	60,4935	75,62	9 Zarzycki, Arthur
4	64	16,51	3,8764	60,4724	75,59	26 Hybel, Rasmus
5	55	14,95	3,6789	57,3913	71,74	6 Voss, Rene
6	54	14,79	3,6511	56,9574	71,20	36 Davis, Peter
7	56	16,27	3,4419	53,6939	67,12	4 Christensen, Christian
8	64	19,34	3,3092	51,6236	64,53	37 Erne, Martin
9	55	16,73	3,2875	51,2851	64,11	25 Jensen, Christian D.
10	51	16,49	3,0928	48,2474	60,31	17 Saxhøj, Ulrik
11	70	24,64	2,8409	44,3182	55,40	23 R. Sørensen, Jacob
12	47	18,58	2,5296	39,4618	49,33	38 Kandelsdorff, Rene
13	64	27,55	2,3230	36,2396	45,30	14 Dybro, Thomas
14	46	22,77	2,0202	31,5152	39,39	20 Bech, Anders
15	28	14,35	1,9512	30,4390	38,05	22 Stahnke, Claus
16	49	32,41	1,5119	23,5853	29,48	12 Lynge, Marie
17	13	16,83	0,7724	12,0499	15,06	27 Henneberg, Claus
18	0	19,08	0,0000	0,0000	0,00	18 Thorlacius, Martin
19	0	32,08	0,0000	0,0000	0,00	24 Jordan, Boris

REVOLVER (STANDARD) -- Overall Stage Results

Minimatch KB 1

Printed april 26, 2010 at 12:21



Stage 3 -- MC04 Bane 16

	PTS	TIME	HIT FACTOR	STAGE POINTS	STAGE PERCENT	COMPETITOR # Name
1	74	21,44	3,4515	80,000	100,00	21 Søndergaard, Erkki

OPEN -- Overall Stage Results

Minimatch KB 1

Printed april 26, 2010 at 12:21



Stage 4 -- MC05 Bane 16

	PTS	TIME	HIT FACTOR	STAGE POINTS	STAGE PERCENT	COMPETITOR # Name
1	76	8,60	8,8372	80,000	100,00	28 Sørensen, Karsten

STANDARD -- Overall Stage Results

Minimatch KB 1

Printed april 26, 2010 at 12:21



Stage 4 -- MC05 Bane 16

	PTS	TIME	HIT FACTOR	STAGE POINTS	STAGE PERCENT	COMPETITOR # Name
1	80	7,82	10,2302	80,0000	100,00	32 Bäckström, Mats
2	79	8,48	9,3160	72,8514	91,06	16 Jensen, Ralf
3	74	10,72	6,9030	53,9813	67,48	15 Bodé, Jan
4	76	11,48	6,6202	51,7700	64,71	2 Lund, Tobias
5	72	11,26	6,3943	50,0036	62,50	1 Løye, Michael
6	77	12,24	6,2908	49,1944	61,49	39 Jensen, Hans Jørgen
7	62	9,97	6,2187	48,6299	60,79	10 Mortensen, Rene
8	59	10,03	5,8824	46,0000	57,50	19 Ludvigsen, Michael
9	60	10,90	5,5046	43,0459	53,81	29 Walleen, Sigurd
10	74	14,73	5,0238	39,2858	49,11	30 Holm, Kent
11	47	9,65	4,8705	38,0870	47,61	33 Slaarup, Jesper Thor
12	72	14,82	4,8583	37,9919	47,49	7 Munk Andersen, Peter
13	64	13,34	4,7976	37,5172	46,90	13 Sørensen, Kristian
14	51	11,25	4,5333	35,4507	44,31	11 Samuelsen, Carsten
15	55	17,80	3,0899	24,1629	30,20	5 Nielsen, Jens Bo
16	45	16,53	2,7223	21,2886	26,61	34 Leth-Espersen, Jan

PRODUCTION -- Overall Stage Results

Minimatch KB 1

Printed april 26, 2010 at 12:21




Stage 4 -- MC05 Bane 16

	PTS	TIME	HIT FACTOR	STAGE POINTS	STAGE PERCENT	COMPETITOR # Name
1	74	9,80	7,5510	80,0000	100,00	31 Hagemann, Lars
2	68	9,39	7,2417	76,7234	95,90	36 Davis, Peter
3	68	10,15	6,6995	70,9786	88,72	25 Jensen, Christian D.
4	70	10,61	6,5975	69,8984	87,37	4 Christensen, Christian
5	68	10,52	6,4639	68,4822	85,60	17 Saxhøj, Ulrik
6	70	12,91	5,4222	57,4455	71,81	6 Voss, Rene
7	68	13,23	5,1398	54,4545	68,07	3 Johansen, Ronnie
8	66	12,88	5,1242	54,2891	67,86	37 Erne, Martin
9	74	14,80	5,0000	52,9730	66,22	20 Bech, Anders
10	53	12,19	4,3478	46,0635	57,58	26 Hybel, Rasmus
11	72	17,75	4,0563	42,9753	53,72	9 Zarzycki, Arthur
12	53	15,58	3,4018	36,0407	45,05	23 R. Sørensen, Jacob
13	72	23,02	3,1277	33,1369	41,42	14 Dybro, Thomas
14	57	18,90	3,0159	31,9520	39,94	18 Thorlacius, Martin
15	32	11,16	2,8674	30,3788	37,97	38 Kandelsdorff, Rene
16	41	15,93	2,5738	27,2679	34,08	22 Stahnke, Claus
17	55	21,74	2,5299	26,8033	33,50	24 Jordan, Boris
18	30	16,08	1,8657	19,7660	24,71	12 Lynge, Marie

REVOLVER (STANDARD) -- Overall Stage Results

Minimatch KB 1

Printed april 26, 2010 at 12:21



Stage 4 -- MC05 Bane 16

	PTS	TIME	HIT FACTOR	STAGE POINTS	STAGE PERCENT	COMPETITOR # Name
1	64	20,30	3,1527	80,0000	100,00	21 Søndergaard, Erkki

OPEN -- Overall Stage Results

Minimatch KB 1

Printed april 26, 2010 at 12:21



Stage 5 -- MC01 Bane 17

	PTS	TIME	HIT FACTOR	STAGE POINTS	STAGE PERCENT	COMPETITOR # Name
1	74	11,12	6,6547	80,0000	100,00	28 Sørensen, Karsten
2	16	9,96	1,6064	19,3118	24,14	35 Konrad, Michael

STANDARD -- Overall Stage Results

Minimatch KB 1

Printed april 26, 2010 at 12:21



Stage 5 -- MC01 Bane 17

	PTS	TIME	HIT FACTOR	STAGE POINTS	STAGE PERCENT	COMPETITOR # Name
1	78	9,66	8,0745	80,0000	100,00	16 Jensen, Ralf
2	72	9,34	7,7088	76,3762	95,47	32 Bäckström, Mats
3	70	12,41	5,6406	55,8855	69,86	15 Bodé, Jan
4	64	12,01	5,3289	52,7970	66,00	1 Løye, Michael
5	76	14,44	5,2632	52,1457	65,18	39 Jensen, Hans Jørgen
6	76	14,49	5,2450	51,9658	64,96	7 Munk Andersen, Peter
7	62	12,16	5,0987	50,5162	63,15	33 Slaarup, Jesper Thor
8	62	12,40	5,0000	49,5385	61,92	29 Walleen, Sigurd
9	66	14,93	4,4206	43,7982	54,75	10 Mortensen, Rene
10	50	11,77	4,2481	42,0888	52,61	2 Lund, Tobias
11	36	8,70	4,1379	40,9973	51,25	19 Ludvigsen, Michael
12	76	18,99	4,0021	39,6516	49,56	13 Sørensen, Kristian
13	57	16,09	3,5426	35,0987	43,87	30 Holm, Kent
14	41	16,53	2,4803	24,5744	30,72	34 Leth-Espersen, Jan
15	55	23,89	2,3022	22,8097	28,51	11 Samuelsen, Carsten
16	38	16,83	2,2579	22,3703	27,96	5 Nielsen, Jens Bo

PRODUCTION -- Overall Stage Results

Minimatch KB 1

Printed april 26, 2010 at 12:21




Stage 5 -- MC01 Bane 17

	PTS	TIME	HIT FACTOR	STAGE POINTS	STAGE PERCENT	COMPETITOR # Name
1	76	9,94	7,6459	80,0000	100,00	31 Hagemann, Lars
2	74	11,36	6,5141	68,1579	85,20	25 Jensen, Christian D.
3	76	12,01	6,3281	66,2115	82,76	4 Christensen, Christian
4	60	9,77	6,1412	64,2569	80,32	6 Voss, Rene
5	62	10,37	5,9788	62,5570	78,20	17 Saxhøj, Ulrik
6	66	11,48	5,7491	60,1540	75,19	22 Stahnke, Claus
7	62	11,24	5,5160	57,7149	72,14	36 Davis, Peter
8	74	13,59	5,4452	56,9738	71,22	3 Johansen, Ronnie
9	74	13,84	5,3468	55,9446	69,93	23 R. Sørensen, Jacob
10	70	13,69	5,1132	53,5004	66,88	20 Bech, Anders
11	53	10,61	4,9953	52,2665	65,33	27 Henneberg, Claus
12	55	12,15	4,5267	47,3641	59,21	26 Hybel, Rasmus
13	66	17,07	3,8664	40,4551	50,57	37 Erne, Martin
14	38	11,54	3,2929	34,4541	43,07	9 Zarzycki, Arthur
15	36	11,64	3,0928	32,3603	40,45	38 Kandelsdorff, Rene
16	60	25,11	2,3895	25,0016	31,25	24 Jordan, Boris
17	64	30,75	2,0813	21,7770	27,22	14 Dybro, Thomas
18	17	10,43	1,6299	17,0540	21,32	18 Thorlacius, Martin
19	23	18,51	1,2426	13,0012	16,25	12 Lynge, Marie

REVOLVER (STANDARD) -- Overall Stage Results

Minimatch KB 1

Printed april 26, 2010 at 12:21



Stage 5 -- MC01 Bane 17

	PTS	TIME	HIT FACTOR	STAGE POINTS	STAGE PERCENT	COMPETITOR # Name
1	68	19,88	3,4205	80,0000	100,00	21 Søndergaard, Erkki

OPEN -- Overall Stage Results

Minimatch KB 1

Printed april 26, 2010 at 12:21



Stage 6 -- LC07 Bane 12

	PTS	TIME	HIT FACTOR	STAGE POINTS	STAGE PERCENT	COMPETITOR # Name
1	84	21,08	3,9848	85,0000	100,00	28 Sørensen, Karsten
2	35	24,07	1,4541	31,0172	36,49	35 Konrad, Michael

STANDARD -- Overall Stage Results

Minimatch KB 1

Printed april 26, 2010 at 12:21



Stage 6 -- LC07 Bane 12

	PTS	TIME	HIT FACTOR	STAGE POINTS	STAGE PERCENT	COMPETITOR # Name
1	84	19,95	4,2105	85,0000	100,00	16 Jensen, Ralf
2	79	21,31	3,7072	74,8387	88,05	32 Bäckström, Mats
3	79	25,72	3,0715	62,0067	72,95	29 Walleen, Sigurd
4	81	28,58	2,8341	57,2144	67,31	1 Løye, Michael
5	81	29,75	2,7227	54,9643	64,66	10 Mortensen, Rene
6	56	22,26	2,5157	50,7862	59,75	19 Ludvigsen, Michael
7	77	31,57	2,4390	49,2378	57,93	30 Holm, Kent
8	62	25,53	2,4285	49,0257	57,68	15 Bodé, Jan
9	77	32,20	2,3913	48,2745	56,79	11 Samuelsen, Carsten
10	85	36,12	2,3533	47,5066	55,89	7 Munk Andersen, Peter
11	85	38,45	2,2107	44,6278	52,50	5 Nielsen, Jens Bo
12	61	30,04	2,0306	40,9933	48,23	2 Lund, Tobias
13	54	44,27	1,2198	24,6245	28,97	13 Sørensen, Kristian
14	26	41,89	0,6207	12,5298	14,74	34 Leth-Espersen, Jan
15	2	23,64	0,0846	1,7079	2,01	39 Jensen, Hans Jørgen
16	0	30,26	0,0000	0,0000	0,00	33 Slaarup, Jesper Thor

PRODUCTION -- Overall Stage Results

Minimatch KB 1

Printed april 26, 2010 at 12:21




Stage 6 -- LC07 Bane 12

	PTS	TIME	HIT FACTOR	STAGE POINTS	STAGE PERCENT	COMPETITOR # Name
1	81	27,04	2,9956	85,0000	100,00	36 Davis, Peter
2	79	28,17	2,8044	79,5758	93,62	31 Hagemann, Lars
3	79	29,70	2,6599	75,4764	88,80	25 Jensen, Christian D.
4	71	27,17	2,6132	74,1497	87,23	17 Saxhøj, Ulrik
5	69	26,68	2,5862	73,3844	86,33	4 Christensen, Christian
6	77	30,10	2,5581	72,5880	85,40	37 Erne, Martin
7	83	32,63	2,5437	72,1775	84,91	38 Kandelsdorff, Rene
8	75	29,87	2,5109	71,2470	83,82	27 Henneberg, Claus
9	71	29,25	2,4274	68,8768	81,03	3 Johansen, Ronnie
10	77	38,11	2,0205	57,3314	67,45	20 Bech, Anders
11	67	34,76	1,9275	54,6935	64,35	18 Thorlacius, Martin
12	81	50,71	1,5973	45,3244	53,32	23 R. Sørensen, Jacob
13	60	44,73	1,3414	38,0621	44,78	12 Lyngge, Marie
14	37	28,16	1,3139	37,2829	43,86	6 Voss, Rene
15	71	56,83	1,2493	35,4504	41,71	24 Jordan, Boris
16	54	46,12	1,1709	33,2235	39,09	14 Dybro, Thomas
17	18	44,60	0,4036	11,4519	13,47	22 Stahnke, Claus
18	0	25,16	0,0000	0,0000	0,00	26 Hybel, Rasmus
19	0	30,04	0,0000	0,0000	0,00	9 Zarzycki, Arthur

REVOLVER (STANDARD) -- Overall Stage Results

Minimatch KB 1

Printed april 26, 2010 at 12:21



Stage 6 -- LC07 Bane 12

	PTS	TIME	HIT FACTOR	STAGE POINTS	STAGE PERCENT	COMPETITOR # Name
1	50	56,29	0,8883	85,0000	100,00	21 Søndergaard, Erkki

OPEN -- Overall Stage Results

Minimatch KB 1

Printed april 26, 2010 at 12:21



Stage 7 -- LC07 Bane 17

	PTS	TIME	HIT FACTOR	STAGE POINTS	STAGE PERCENT	COMPETITOR # Name
1	140	21,10	6,6351	160,0000	100,00	28 Sørensen, Karsten

STANDARD -- Overall Stage Results

Minimatch KB 1

Printed april 26, 2010 at 12:21



Stage 7 -- LC07 Bane 17

	PTS	TIME	HIT FACTOR	STAGE POINTS	STAGE PERCENT	COMPETITOR # Name
1	154	22,94	6,7132	160,0000	100,00	16 Jensen, Ralf
2	149	22,80	6,5351	155,7558	97,35	32 Bäckström, Mats
3	142	25,73	5,5188	131,5350	82,21	19 Ludvigsen, Michael
4	154	32,09	4,7990	114,3783	71,49	39 Jensen, Hans Jørgen
5	140	29,22	4,7912	114,1933	71,37	15 Bodé, Jan
6	150	37,65	3,9841	94,9552	59,35	7 Munk Andersen, Peter
7	142	37,18	3,8193	91,0273	56,89	13 Sørensen, Kristian
8	115	33,91	3,3913	80,8282	50,52	30 Holm, Kent
9	110	33,26	3,3073	78,8248	49,27	1 Løye, Michael
10	96	29,68	3,2345	77,0903	48,18	10 Mortensen, Rene
11	134	44,87	2,9864	71,1773	44,49	34 Leth-Espersen, Jan
12	85	45,27	1,8776	44,7508	27,97	5 Nielsen, Jens Bo
13	48	27,22	1,7634	42,0287	26,27	33 Slaarup, Jesper Thor
14	0	37,57	0,0000	0,0000	0,00	11 Samuelsen, Carsten
15	0	4,06	0,0000	0,0000	0,00	29 Walleen, Sigurd

PRODUCTION -- Overall Stage Results

Minimatch KB 1

Printed april 26, 2010 at 12:21




Stage 7 -- LC07 Bane 17

	PTS	TIME	HIT FACTOR	STAGE POINTS	STAGE PERCENT	COMPETITOR # Name
1	130	25,43	5,1121	160,0000	100,00	36 Davis, Peter
2	148	29,44	5,0272	157,3428	98,34	31 Hagemann, Lars
3	152	30,73	4,9463	154,8118	96,76	20 Bech, Anders
4	138	29,58	4,6653	146,0172	91,26	25 Jensen, Christian D.
5	142	31,36	4,5281	141,7214	88,58	17 Saxhøj, Ulrik
6	115	26,80	4,2910	134,3031	83,94	4 Christensen, Christian
7	117	32,48	3,6022	112,7438	70,46	18 Thorlacius, Martin
8	98	28,31	3,4617	108,3451	67,72	3 Johansen, Ronnie
9	142	41,31	3,4374	107,5861	67,24	23 R. Sørensen, Jacob
10	107	33,24	3,2190	100,7502	62,97	6 Voss, Rene
11	111	38,55	2,8794	90,1201	56,33	37 Erne, Martin
12	103	36,61	2,8134	88,0563	55,04	22 Stahnke, Claus
13	89	32,39	2,7478	86,0007	53,75	38 Kandelsdorff, Rene
14	126	45,93	2,7433	85,8612	53,66	12 Lynge, Marie
15	111	47,40	2,3418	73,2939	45,81	14 Dybro, Thomas
16	57	30,20	1,8874	59,0733	36,92	26 Hybel, Rasmus
17	123	65,75	1,8707	58,5507	36,59	9 Zarzycki, Arthur
18	140	92,91	1,5068	47,1616	29,48	24 Jordan, Boris

REVOLVER (STANDARD) -- Overall Stage Results

Minimatch KB 1

Printed april 26, 2010 at 12:21



Stage 7 -- LC07 Bane 17

	PTS	TIME	HIT FACTOR	STAGE POINTS	STAGE PERCENT	COMPETITOR # Name
1	127	47,91	2,6508	160,0000	100,00	21 Søndergaard, Erkki

Minimatch KB 1

Printed april 26, 2010 at 12:21



Disqualified Shooters

<u>No.</u>	<u>Name</u>
------------	-------------

8	Christensen, Claus
40	Johansen, Finn