

MODIFIED -- Overall Match Results

SweDenCup 4

Printed juni 29, 2008 at 21:08



	<u>%</u>	<u>Points</u>	<u>Competitor</u>	<u>Cat</u>	<u>Reg</u>	<u>Cls</u>	<u>Tag</u>	<u>ICS</u>
1	100,00	610,0000	45 Larsson, Peter		SWE		GDS	

OPEN -- Overall Match Results

SweDenCup 4

Printed juni 29, 2008 at 21:08



	<u>%</u>	<u>Points</u>	<u>Competitor</u>	<u>Cat</u>	<u>Reg</u>	<u>Cls</u>	<u>Tag</u>	<u>ICS</u>
1	100,00	520,0000	48 Thim, Anders 153	S	SWE	C		

PRODUCTION -- Overall Match Results

SweDenCup 4

Printed juni 29, 2008 at 21:08



	<u>%</u>	<u>Points</u>	<u>Competitor</u>		<u>Cat</u>	<u>Reg</u>	<u>Cls</u>	<u>Tag</u>	<u>ICS</u>
1	100,00	586,5716	1 Björk, Jörgen 269			SWE	A	VXO	
2	88,46	518,8905	35 Rømer, Jack			DEN	A	CPH	
3	82,52	484,0368	32 Hjelm, Tommy 634			SWE			
4	78,92	462,9319	2 Falk, Robert 765			SWE	B	VXO	
5	77,61	455,2172	74 Hagemann, Lars			DEN		CPH	
6	75,42	442,3947	30 Gyllenberg, Rasmus 1355			SWE	A		
7	68,03	399,0652	56 Larsen, Søren W			DEN		CPH	
8	66,01	387,1915	81 Stankovic, Alexander 1363			SWE	B		
9	64,94	380,9445	51 Tiensuu, Roger 1061			SWE	C	VXO	
10	62,03	363,8781	59 Nilsson, Daniel 1265			SWE	B		
11	61,59	361,2852	41 Jensen, Christian D			DEN		CPH	
12	59,60	349,6140	69 Guldstrand, Mårten 1360			SWE		VXO	
13	59,43	348,6026	15 Rohlen, Anders 1386			SWE		MMO	
14	58,87	345,3045	53 Petrovic, Sasa			SWE			
15	58,17	341,2349	26 Söderholm, Håkan 1305			SWE	C	KSD	
16	57,96	339,9942	42 Hansen, Gert E		S	DEN		SJÄ	
17	57,47	337,1274	9 Månsson, Martin			SWE		VXO	
18	57,24	335,7577	23 Johansson, Mikael 1328			SWE		GDS	
19	56,48	331,2755	24 Gunnarsson, Robert 1326			SWE		GDS	
20	55,75	327,0073	29 Saxhøj, Ulrik			DEN		SJÄ	
21	55,23	323,9662	31 Rånge, Niklas 1219			SWE			
22	54,88	321,9154	44 Gustafsson, Rickard 1405			SWE		VXO	
23	54,55	319,9854	57 Appelvist, Magnus			SWE		KSD	
24	53,17	311,8533	75 Thulin, Mikael			SWE			
25	49,56	290,7329	61 Johansson, Magnus			SWE		VXO	
26	47,37	277,8337	76 Selimaj, Enver			SWE		KSD	
27	46,85	274,8307	79 Barkman, Niklas			SWE		VXO	
28	46,71	273,9665	28 Andersson, Robert			SWE		GDS	
29	46,59	273,2912	4 Strandberg, Anders 1067			SWE	D	VXO	
30	46,56	273,0836	84 Gustafsson, Nils-Göran 1303		S	SWE	C		
31	45,46	266,6663	13 Forslund, Tony			SWE		GDS	
32	42,08	246,8557	60 Magnusson, Anders 1404			SWE	D	VXO	
33	37,06	217,3929	73 Zibovic, Dzibo			SWE		KSD	
34	35,87	210,3846	83 Ingmansson, Hans 1183		SS	SWE	D		

REVOLVER (STANDARD) -- Overall Match Results

SweDenCup 4

Printed juni 29, 2008 at 21:08



	<u>%</u>	<u>Points</u>	<u>Competitor</u>	<u>Cat</u>	<u>Reg</u>	<u>Cls</u>	<u>Tag</u>	<u>ICS</u>
1	100,00	515,9523	77 Wadell, Jörgen 905		SWE	A		
2	99,92	515,5514	50 Nielsen, Steen Pico	S	DEN		SJÄ	
3	98,13	506,2845	82 Lundberg, Fredrik 1117		SWE	C	KSD	
4	97,07	500,8310	18 Forsberg, Conny 901		SWE	M		
5	88,89	458,6063	17 Lindfors, Anders 1406		SWE			
6	84,21	434,4662	78 Kinnunen, Patrik		SWE	A		
7	81,14	418,6375	47 Jensen, Hans Jørgen	SS	DEN		SJÄ	
8	76,25	393,3881	80 Arabäck, Niklas		SWE		GDS	

STANDARD -- Overall Match Results

SweDenCup 4

Printed juni 29, 2008 at 21:08



	<u>%</u>	<u>Points</u>	<u>Competitor</u>	<u>Cat</u>	<u>Reg</u>	<u>Cls</u>	<u>Tag</u>	<u>ICS</u>
1	100,00	569,8839	55 Bäckström, Mats O		SWE	A	MMO	
2	98,97	564,0361	46 Nilsson, Kim 1111		SWE			
3	83,02	473,1126	19 Wildemo, Fredrik 1101		SWE	A		
4	82,51	470,1832	37 Andersson, Tord 195		SWE	B	TRP	
5	81,08	462,0586	85 Nilsson, Johnny 897	S	SWE	B	VXO	
6	75,49	430,2176	21 Ingemarsson, Lars-Åke 401		SWE	C	TRP	
7	74,53	424,7245	3 Gustafsson, Mattias 333		SWE	B	VXO	
8	74,14	422,5184	66 Jönsson, Mats 1275		SWE	C	MMO	
9	74,12	422,3948	52 Gustavsson, Lars 334		SWE		NBO	
10	71,12	405,2742	43 Borg, Björn		SWE		TRP	
11	70,84	403,7261	6 Hermander, Tomas 267	S	SWE	B	VXO	
12	69,48	395,9835	86 Sjöholm, Hans-Erik 344		SWE		MMO	
13	68,51	390,4068	16 Parasidis, Matheos 1422		SWE			
14	67,72	385,9107	36 Hwass, Örjan 1011		SWE	C	MMO	
15	66,15	376,9705	68 Glad, Karl 1123		SWE			
16	65,65	374,1135	54 Schieck, Peter		DEN	C	CPH	
17	64,24	366,0829	14 Kastell, Peter		SWE		GDS	
18	63,44	361,5405	34 Karlsson, Andreas 1489		SWE		NBO	
19	61,06	347,9707	11 Thörnberg, Jimmy 1488		SWE		NBO	
20	60,62	345,4692	8 Andersen, Peter Munk		DEN	C	CPH	
21	60,19	342,9918	5 Sundh, Kalle 1068		SWE		VXO	
22	60,05	342,2138	71 Kråling, Andreas 1198		SWE	C	MMO	
23	59,75	340,5013	33 OdgaardNexe, Adam 1408		SWE		VXO	
24	58,62	334,0507	65 Holmberg, Daniel 1267		SWE	C	MMO	
25	57,09	325,3715	7 Bäckman, Anders 1283		SWE	C	VXO	
26	55,27	314,9687	12 Mattila, Thomas 1304		SWE	C	TRP	
27	48,27	275,0861	49 Haraldsson, Vidar		SWE		GDS	
28	47,04	268,0936	58 Sandberg, Anders 1121		SWE	C	KSD	
29	46,87	267,1212	25 Nilsson, Ola 1211		SWE	C	KSD	
30	45,65	260,1364	72 Nilsson, Ulf 564		SWE		TRP	
31	42,03	239,5192	70 Slaarup, Jesper		DEN		CPH	
32	41,82	238,3299	40 Frederiksen, Rene		DEN		CPH	
33	40,87	232,9122	38 Persson, John 1468		SWE		TRP	
34	27,97	159,3789	10 Tollbom, Örjan 899	SS	SWE		NBO	

OPEN -- Overall Stage Results

SweDenCup 4

Printed juni 29, 2008 at 21:10



Stage 1 -- 25 metersbanan Vänster

	PTS	TIME	HIT FACTOR	STAGE POINTS	STAGE PERCENT	COMPETITOR # Name	
1	83	17,16	4,8368	110,0000	100,00	48 Thim, Anders	153

STANDARD -- Overall Stage Results

SweDenCup 4

Printed juni 29, 2008 at 21:10



Stage 1 -- 25 metersbanan Vänster

	PTS	TIME	HIT FACTOR	STAGE POINTS	STAGE PERCENT	COMPETITOR # Name
1	108	13,67	7,9005	110,0000	100,00	55 Bäckström, Mats O
2	105	13,90	7,5540	105,1749	95,61	3 Gustafsson, Mattias 333
3	98	13,40	7,3134	101,8260	92,57	19 Wildemo, Fredrik 1101
4	101	14,70	6,8707	95,6624	86,97	85 Nilsson, Johnny 897
5	94	13,75	6,8364	95,1837	86,53	46 Nilsson, Kim 1111
6	106	15,77	6,7216	93,5862	85,08	52 Gustavsson, Lars 334
7	106	16,13	6,5716	91,4974	83,18	37 Andersson, Tord 195
8	109	16,88	6,4573	89,9066	81,73	54 Schieck, Peter
9	103	15,99	6,4415	89,6863	81,53	16 Parasidis, Matheos 1422
10	109	17,42	6,2572	87,1196	79,20	36 Hwass, Örjan 1011
11	104	16,95	6,1357	85,4282	77,66	66 Jönsson, Mats 1275
12	102	17,58	5,8020	80,7828	73,44	43 Borg, Björn
13	86	15,88	5,4156	75,4024	68,55	21 Ingemarsson, Lars-Åke 401
14	100	18,79	5,3220	74,0987	67,36	68 Glad, Karl 1123
15	102	19,58	5,2094	72,5312	65,94	86 Sjöholm, Hans-Erik 344
16	103	19,83	5,1942	72,3189	65,74	34 Karlsson, Andreas 1489
17	107	21,09	5,0735	70,6390	64,22	7 Bäckman, Anders 1283
18	102	21,10	4,8341	67,3062	61,19	14 Kastell, Peter
19	104	21,75	4,7816	66,5751	60,52	49 Haraldsson, Vidar
20	88	18,55	4,7439	66,0505	60,05	65 Holmberg, Daniel 1267
21	103	21,80	4,7248	65,7837	59,80	5 Sundh, Kalle 1068
22	73	15,59	4,6825	65,1950	59,27	6 Hermander, Tomas 267
23	108	23,23	4,6492	64,7309	58,85	33 OdgaardNexe, Adam 1408
24	102	21,98	4,6406	64,6115	58,74	72 Nilsson, Ulf 564
25	88	19,41	4,5337	63,1240	57,39	71 Kråling, Andreas 1198
26	106	23,85	4,4444	61,8807	56,26	8 Andersen, Peter Munk
27	100	22,64	4,4170	61,4980	55,91	70 Slaarup, Jesper
28	104	23,78	4,3734	60,8918	55,36	11 Thörnberg, Jimmy 1488
29	90	22,21	4,0522	56,4198	51,29	40 Frederiksen, Rene
30	101	26,75	3,7757	52,5696	47,79	58 Sandberg, Anders 1121
31	62	17,36	3,5714	49,7255	45,21	12 Mattila, Thomas 1304
32	85	24,38	3,4865	48,5426	44,13	38 Persson, John 1468
33	100	34,36	2,9104	40,5214	36,84	10 Tollbom, Örjan 899
34	107	50,22	2,1306	29,6650	26,97	25 Nilsson, Ola 1211

PRODUCTION -- Overall Stage Results

SweDenCup 4

Printed juni 29, 2008 at 21:10



Stage 1 -- 25 metersbanan Vänster

	PTS	TIME	HIT FACTOR	STAGE POINTS	STAGE PERCENT	COMPETITOR # Name
1	104	12,70	8,1890	110,0000	100,00	1 Björk, Jörgen 269
2	108	14,74	7,3270	98,4214	89,47	35 Rømer, Jack
3	96	14,11	6,8037	91,3918	83,08	2 Falk, Robert 765
4	106	16,37	6,4753	86,9802	79,07	81 Stankovic, Alexander 1363
5	100	16,32	6,1275	82,3082	74,83	74 Hagemann, Lars
6	104	17,50	5,9429	79,8286	72,57	42 Hansen, Gert E
7	106	17,85	5,9384	79,7684	72,52	59 Nilsson, Daniel 1265
8	104	18,40	5,6522	75,9239	69,02	30 Gyllenberg, Rasmus 1355
9	98	17,57	5,5777	74,9234	68,11	51 Tiensuu, Roger 1061
10	106	19,24	5,5094	74,0055	67,28	24 Gunnarsson, Robert 1326
11	104	19,15	5,4308	72,9504	66,32	31 Rånge, Niklas 1219
12	92	17,52	5,2511	70,5370	64,12	41 Jensen, Christian D
13	104	19,82	5,2472	70,4844	64,08	32 Hjelm, Tommy 634
14	104	20,33	5,1156	68,7162	62,47	57 Appelkvist, Magnus
15	100	19,66	5,0865	68,3250	62,11	69 Guldstrand, Mårten 1360
16	98	19,32	5,0725	68,1368	61,94	23 Johansson, Mikael 1328
17	104	21,52	4,8327	64,9164	59,01	53 Petrovic, Sasa
18	108	22,58	4,7830	64,2485	58,41	28 Andersson, Robert
19	86	18,40	4,6739	62,7832	57,08	56 Larsen, Søren W
20	108	23,34	4,6272	62,1564	56,51	9 Månsson, Martin
21	104	22,58	4,6058	61,8689	56,24	76 Selimaj, Enver
22	90	19,85	4,5340	60,9039	55,37	44 Gustafsson, Rickard 1405
23	102	22,69	4,4954	60,3850	54,90	15 Rohlen, Anders 1386
24	104	23,32	4,4597	59,9057	54,46	26 Söderholm, Håkan 1305
25	98	22,50	4,3556	58,5068	53,19	79 Barkman, Niklas
26	96	22,48	4,2705	57,3638	52,15	4 Strandberg, Anders 1067
27	98	23,10	4,2424	56,9872	51,81	29 Saxhøj, Ulrik
28	79	20,02	3,9461	53,0061	48,19	13 Forslund, Tony
29	84	21,73	3,8656	51,9257	47,21	84 Gustafsson, Nils-Göran 1303
30	94	26,56	3,5392	47,5404	43,22	73 Zibovic, Dzibo
31	92	26,00	3,5385	47,5311	43,21	83 Ingmansson, Hans 1183
32	93	26,33	3,5321	47,4455	43,13	75 Thulin, Mikael
33	98	29,48	3,3243	44,6541	40,59	61 Johansson, Magnus
34	110	34,06	3,2296	43,3822	39,44	60 Magnusson, Anders 1404

MODIFIED -- Overall Stage Results

SweDenCup 4

Printed juni 29, 2008 at 21:10



Stage 1 -- 25 metersbanan Vänster

	PTS	TIME	HIT FACTOR	STAGE POINTS	STAGE PERCENT	COMPETITOR # Name
1	102	18,86	5,4083	110,0000	100,00	45 Larsson, Peter

REVOLVER (STANDARD) -- Overall Stage Results

SweDenCup 4

Printed juni 29, 2008 at 21:10



Stage 1 -- 25 metersbanan Vänster

	PTS	TIME	HIT FACTOR	STAGE POINTS	STAGE PERCENT	COMPETITOR # Name
1	103	26,97	3,8191	110,0000	100,00	17 Lindfors, Anders 1406
2	107	28,99	3,6909	106,3095	96,64	18 Forsberg, Conny 901
3	104	29,84	3,4853	100,3855	91,26	80 Arabäck, Niklas
4	104	30,00	3,4667	99,8501	90,77	78 Kinnunen, Patrik
5	109	32,59	3,3446	96,3338	87,58	47 Jensen, Hans Jørgen
6	102	33,41	3,0530	87,9347	79,94	77 Wadell, Jörgen 905
7	109	35,89	3,0371	87,4761	79,52	50 Nielsen, Steen Pico
8	108	38,26	2,8228	81,3046	73,91	82 Lundberg, Fredrik 1117

OPEN -- Overall Stage Results

SweDenCup 4

Printed juni 29, 2008 at 21:10



Stage 2 -- 25 metersbanan Höger

	PTS	TIME	HIT FACTOR	STAGE POINTS	STAGE PERCENT	COMPETITOR # Name	
1	95	12,69	7,4862	100,0000	100,00	48 Thim, Anders	153

STANDARD -- Overall Stage Results

SweDenCup 4

Printed juni 29, 2008 at 21:10



Stage 2 -- 25 metersbanan Höger

	PTS	TIME	HIT FACTOR	STAGE POINTS	STAGE PERCENT	COMPETITOR # Name
1	96	9,14	10,5033	100,0000	100,00	46 Nilsson, Kim 1111
2	94	9,17	10,2508	97,5963	97,60	19 Wildemo, Fredrik 1101
3	96	9,97	9,6289	91,6750	91,68	85 Nilsson, Johnny 897
4	97	10,62	9,1337	86,9605	86,96	55 Bäckström, Mats O
5	93	10,45	8,8995	84,7309	84,73	21 Ingemarsson, Lars-Åke 401
6	97	11,02	8,8022	83,8041	83,80	3 Gustafsson, Mattias 333
7	93	10,93	8,5087	81,0098	81,01	65 Holmberg, Daniel 1267
8	88	11,58	7,5993	72,3518	72,35	66 Jönsson, Mats 1275
9	94	12,45	7,5502	71,8842	71,88	71 Kråling, Andreas 1198
10	100	13,43	7,4460	70,8923	70,89	14 Kastell, Peter
11	74	10,04	7,3705	70,1735	70,17	37 Andersson, Tord 195
12	88	12,11	7,2667	69,1852	69,19	86 Sjöholm, Hans-Erik 344
13	82	11,31	7,2502	69,0281	69,03	12 Mattila, Thomas 1304
14	75	10,35	7,2464	68,9915	68,99	54 Schieck, Peter
15	79	11,26	7,0160	66,7980	66,80	6 Hermander, Tomas 267
16	78	11,24	6,9395	66,0698	66,07	52 Gustavsson, Lars 334
17	96	14,12	6,7989	64,7309	64,73	43 Borg, Björn
18	94	13,91	6,7577	64,3392	64,34	38 Persson, John 1468
19	84	12,56	6,6879	63,6744	63,67	40 Frederiksen, Rene
20	83	12,44	6,6720	63,5232	63,52	11 Thörnberg, Jimmy 1488
21	97	14,65	6,6212	63,0390	63,04	5 Sundh, Kalle 1068
22	95	14,37	6,6110	62,9422	62,94	58 Sandberg, Anders 1121
23	86	13,05	6,5900	62,7427	62,74	8 Andersen, Peter Munk
24	80	12,17	6,5735	62,5856	62,59	68 Glad, Karl 1123
25	95	14,54	6,5337	62,2063	62,21	7 Bäckman, Anders 1283
26	73	11,25	6,4889	61,7796	61,78	16 Parasidis, Matheos 1422
27	81	13,21	6,1317	58,3791	58,38	34 Karlsson, Andreas 1489
28	92	15,57	5,9088	56,2567	56,26	72 Nilsson, Ulf 564
29	100	17,48	5,7208	54,4670	54,47	49 Haraldsson, Vidar
30	94	16,52	5,6901	54,1742	54,17	33 OdgaardNexe, Adam 1408
31	86	15,70	5,4777	52,1523	52,15	70 Slaarup, Jesper
32	95	22,15	4,2889	40,8343	40,83	25 Nilsson, Ola 1211
33	44	11,25	3,9111	37,2370	37,24	36 Hwass, Örjan 1011
34	94	26,00	3,6154	34,4215	34,42	10 Tollbom, Örjan 899

PRODUCTION -- Overall Stage Results

SweDenCup 4

Printed juni 29, 2008 at 21:10



Stage 2 -- 25 metersbanan Höger

	PTS	TIME	HIT FACTOR	STAGE POINTS	STAGE PERCENT	COMPETITOR # Name
1	86	9,16	9,3886	100,0000	100,00	1 Björk, Jörgen 269
2	90	10,17	8,8496	94,2581	94,26	2 Falk, Robert 765
3	82	9,49	8,6407	92,0332	92,03	56 Larsen, Søren W
4	96	11,13	8,6253	91,8699	91,87	41 Jensen, Christian D
5	80	9,28	8,6207	91,8204	91,82	74 Hagemann, Lars
6	90	11,04	8,1522	86,8301	86,83	81 Stankovic, Alexander 1363
7	86	10,74	8,0074	85,2886	85,29	32 Hjelm, Tommy 634
8	79	9,95	7,9397	84,5670	84,57	35 Rømer, Jack
9	90	12,39	7,2639	77,3692	77,37	59 Nilsson, Daniel 1265
10	84	11,80	7,1186	75,8218	75,82	42 Hansen, Gert E
11	92	12,94	7,1097	75,7270	75,73	15 Rohlen, Anders 1386
12	94	13,30	7,0677	75,2789	75,28	23 Johansson, Mikael 1328
13	98	13,89	7,0554	75,1486	75,15	53 Petrovic, Sasa
14	96	13,69	7,0124	74,6904	74,69	26 Söderholm, Håkan 1305
15	90	13,03	6,9071	73,5690	73,57	51 Tiensuu, Roger 1061
16	92	13,75	6,6909	71,2660	71,27	44 Gustafsson, Rickard 1405
17	92	13,76	6,6860	71,2142	71,21	24 Gunnarsson, Robert 1326
18	78	11,76	6,6327	70,6455	70,65	30 Gyllenberg, Rasmus 1355
19	100	15,25	6,5574	69,8437	69,84	69 Guldstrand, Mårten 1360
20	100	15,26	6,5531	69,7979	69,80	9 Månsson, Martin
21	98	15,41	6,3595	67,7361	67,74	4 Strandberg, Anders 1067
22	92	15,11	6,0887	64,8516	64,85	29 Saxhøj, Ulrik
23	94	15,71	5,9834	63,7307	63,73	75 Thulin, Mikael
24	100	16,79	5,9559	63,4375	63,44	61 Johansson, Magnus
25	92	15,59	5,9012	62,8548	62,85	13 Forslund, Tony
26	90	15,35	5,8632	62,4498	62,45	76 Selimaj, Enver
27	88	15,06	5,8433	62,2379	62,24	73 Zibovic, Dzibo
28	96	16,67	5,7588	61,3384	61,34	79 Barkman, Niklas
29	76	14,38	5,2851	56,2927	56,29	84 Gustafsson, Nils-Göran 1303
30	69	13,14	5,2511	55,9308	55,93	57 Appelvist, Magnus
31	90	17,37	5,1813	55,1874	55,19	28 Andersson, Robert
32	76	16,01	4,7470	50,5614	50,56	83 Ingmansson, Hans 1183
33	100	22,59	4,4267	47,1499	47,15	60 Magnusson, Anders 1404
34	86	26,88	3,1994	34,0774	34,08	31 Rånge, Niklas 1219

MODIFIED -- Overall Stage Results

SweDenCup 4

Printed juni 29, 2008 at 21:10



Stage 2 -- 25 metersbanan Höger

	PTS	TIME	HIT FACTOR	STAGE POINTS	STAGE PERCENT	COMPETITOR # Name
1	95	15,20	6,2500	100,0000	100,00	45 Larsson, Peter

REVOLVER (STANDARD) -- Overall Stage Results

SweDenCup 4

Printed juni 29, 2008 at 21:10



Stage 2 -- 25 metersbanan Höger

	PTS	TIME	HIT FACTOR	STAGE POINTS	STAGE PERCENT	COMPETITOR # Name
1	95	20,41	4,6546	100,0000	100,00	18 Forsberg, Conny 901
2	99	23,13	4,2802	91,9558	91,96	50 Nielsen, Steen Pico
3	97	23,39	4,1471	89,0965	89,10	77 Wadell, Jörgen 905
4	99	24,85	3,9839	85,5910	85,59	82 Lundberg, Fredrik 1117
5	69	17,65	3,9093	83,9893	83,99	17 Lindfors, Anders 1406
6	82	21,04	3,8973	83,7312	83,73	78 Kinnunen, Patrik
7	98	25,38	3,8613	82,9572	82,96	47 Jensen, Hans Jørgen
8	96	28,39	3,3815	72,6483	72,65	80 Arabäck, Niklas

OPEN -- Overall Stage Results

SweDenCup 4

Printed juni 29, 2008 at 21:10



Stage 3 -- 50 metersbanan Vänster

	PTS	TIME	HIT FACTOR	STAGE POINTS	STAGE PERCENT	COMPETITOR # Name	
1	29	9,20	3,1522	50,0000	100,00	48 Thim, Anders	153

STANDARD -- Overall Stage Results

SweDenCup 4

Printed juni 29, 2008 at 21:10



Stage 3 -- 50 metersbanan Vänster

	PTS	TIME	HIT FACTOR	STAGE POINTS	STAGE PERCENT	COMPETITOR # Name
1	49	5,51	8,8929	50,0000	100,00	46 Nilsson, Kim 1111
2	44	5,51	7,9855	44,8980	89,80	19 Wildemo, Fredrik 1101
3	49	7,05	6,9504	39,0780	78,16	85 Nilsson, Johnny 897
4	46	6,86	6,7055	37,7015	75,40	65 Holmberg, Daniel 1267
5	45	6,72	6,6964	37,6503	75,30	6 Hermander, Tomas 267
6	41	6,17	6,6451	37,3615	74,72	55 Bäckström, Mats O
7	38	6,02	6,3123	35,4905	70,98	3 Gustafsson, Mattias 333
8	39	6,28	6,2102	34,9165	69,83	36 Hwass, Örjan 1011
9	42	6,97	6,0258	33,8799	67,76	54 Schieck, Peter
10	46	7,88	5,8376	32,8214	65,64	86 Sjöholm, Hans-Erik 344
11	47	8,30	5,6627	31,8380	63,68	14 Kastell, Peter
12	41	7,37	5,5631	31,2782	62,56	52 Gustavsson, Lars 334
13	42	7,78	5,3985	30,3526	60,71	68 Glad, Karl 1123
14	39	7,26	5,3719	30,2032	60,41	71 Kråling, Andreas 1198
15	46	8,64	5,3241	29,9343	59,87	8 Andersen, Peter Munk
16	44	8,41	5,2319	29,4159	58,83	58 Sandberg, Anders 1121
17	47	9,24	5,0866	28,5990	57,20	43 Borg, Björn
18	50	10,00	5,0000	28,1122	56,22	11 Thörnberg, Jimmy 1488
19	44	8,93	4,9272	27,7030	55,41	33 OdgaardNexe, Adam 1408
20	47	9,76	4,8156	27,0753	54,15	34 Karlsson, Andreas 1489
21	44	9,44	4,6610	26,2063	52,41	72 Nilsson, Ulf 564
22	27	6,05	4,4628	25,0919	50,18	66 Jönsson, Mats 1275
23	42	9,66	4,3478	24,4454	48,89	49 Haraldsson, Vidar
24	27	6,31	4,2789	24,0580	48,12	12 Mattila, Thomas 1304
25	38	9,05	4,1989	23,6081	47,22	70 Slaarup, Jesper
26	46	12,10	3,8017	21,3746	42,75	40 Frederiksen, Rene
27	31	8,58	3,6131	20,3142	40,63	21 Ingemarsson, Lars-Åke 401
28	32	8,91	3,5915	20,1929	40,39	5 Sundh, Kalle 1068
29	47	13,48	3,4866	19,6035	39,21	25 Nilsson, Ola 1211
30	21	6,08	3,4539	19,4196	38,84	16 Parasidis, Matheos 1422
31	31	9,21	3,3659	18,9246	37,85	7 Bäckman, Anders 1283
32	46	13,69	3,3601	18,8921	37,78	10 Tollbom, Örjan 899
33	18	5,77	3,1196	17,5397	35,08	37 Andersson, Tord 195
34	32	10,73	2,9823	16,7678	33,54	38 Persson, John 1468

PRODUCTION -- Overall Stage Results

SweDenCup 4

Printed juni 29, 2008 at 21:10



Stage 3 -- 50 metersbanan Vänster

	PTS	TIME	HIT FACTOR	STAGE POINTS	STAGE PERCENT	COMPETITOR # Name
1	44	5,24	8,3969	50,0000	100,00	1 Björk, Jörgen 269
2	42	6,06	6,9307	41,2691	82,54	74 Hagemann, Lars
3	48	6,94	6,9164	41,1842	82,37	51 Tiensuu, Roger 1061
4	40	6,14	6,5147	38,7918	77,58	35 Rømer, Jack
5	42	6,48	6,4815	38,5943	77,19	32 Hjelm, Tommy 634
6	36	5,63	6,3943	38,0752	76,15	30 Gyllenberg, Rasmus 1355
7	40	6,27	6,3796	37,9875	75,98	81 Stankovic, Alexander 1363
8	46	7,75	5,9355	35,3431	70,69	42 Hansen, Gert E
9	42	7,08	5,9322	35,3236	70,65	57 Appelkvist, Magnus
10	44	7,44	5,9140	35,2151	70,43	59 Nilsson, Daniel 1265
11	40	6,96	5,7471	34,2215	68,44	56 Larsen, Søren W
12	46	8,04	5,7214	34,0683	68,14	26 Söderholm, Håkan 1305
13	46	8,60	5,3488	31,8499	63,70	15 Rohlen, Anders 1386
14	42	8,10	5,1852	30,8754	61,75	53 Petrovic, Sasa
15	44	8,65	5,0867	30,2890	60,58	44 Gustafsson, Rickard 1405
16	40	8,00	5,0000	29,7727	59,55	41 Jensen, Christian D
17	44	9,06	4,8565	28,9183	57,84	69 Guldstrand, Mårten 1360
18	44	9,08	4,8458	28,8546	57,71	4 Strandberg, Anders 1067
19	48	10,01	4,7952	28,5533	57,11	9 Månsson, Martin
20	46	9,72	4,7325	28,1799	56,36	75 Thulin, Mikael
21	38	8,07	4,7088	28,0387	56,08	23 Johansson, Mikael 1328
22	31	6,79	4,5655	27,1857	54,37	2 Falk, Robert 765
23	42	9,33	4,5016	26,8050	53,61	28 Andersson, Robert
24	48	11,07	4,3360	25,8192	51,64	60 Magnusson, Anders 1404
25	32	7,47	4,2838	25,5081	51,02	24 Gunnarsson, Robert 1326
26	44	10,60	4,1509	24,7170	49,43	61 Johansson, Magnus
27	32	7,76	4,1237	24,5548	49,11	13 Forslund, Tony
28	38	9,79	3,8815	23,1126	46,23	79 Barkman, Niklas
29	30	7,73	3,8810	23,1095	46,22	29 Saxhøj, Ulrik
30	29	7,79	3,7227	22,1671	44,33	31 Rånge, Niklas 1219
31	34	9,72	3,4979	20,8287	41,66	73 Zibovic, Dzibo
32	29	8,46	3,4279	20,4116	40,82	76 Selimaj, Enver
33	24	9,06	2,6490	15,7736	31,55	83 Ingmansson, Hans 1183
34	19	7,33	2,5921	15,4347	30,87	84 Gustafsson, Nils-Göran 1303

MODIFIED -- Overall Stage Results

SweDenCup 4

Printed juni 29, 2008 at 21:10



Stage 3 -- 50 metersbanan Vänster

	PTS	TIME	HIT FACTOR	STAGE POINTS	STAGE PERCENT	COMPETITOR # Name
1	43	7,35	5,8503	50,0000	100,00	45 Larsson, Peter

REVOLVER (STANDARD) -- Overall Stage Results

SweDenCup 4

Printed juni 29, 2008 at 21:10



Stage 3 -- 50 metersbanan Vänster

	PTS	TIME	HIT FACTOR	STAGE POINTS	STAGE PERCENT	COMPETITOR # Name
1	41	8,08	5,0743	50,0000	100,00	17 Lindfors, Anders 1406
2	47	10,55	4,4550	43,8978	87,80	18 Forsberg, Conny 901
3	48	11,35	4,2291	41,6719	83,34	82 Lundberg, Fredrik 1117
4	48	11,90	4,0336	39,7459	79,49	80 Arabäck, Niklas
5	45	11,64	3,8660	38,0940	76,19	50 Nielsen, Steen Pico
6	45	11,79	3,8168	37,6094	75,22	47 Jensen, Hans Jørgen
7	48	12,93	3,7123	36,5797	73,16	77 Wadell, Jörgen 905
8	28	10,27	2,7264	26,8649	53,73	78 Kinnunen, Patrik

OPEN -- Overall Stage Results

SweDenCup 4

Printed juni 29, 2008 at 21:10



Stage 4 -- 50 metersbanan Mitten

	PTS	TIME	HIT FACTOR	STAGE POINTS	STAGE PERCENT	COMPETITOR # Name	
1	36	4,92	7,3171	40,0000	100,00	48 Thim, Anders	153

STANDARD -- Overall Stage Results

SweDenCup 4

Printed juni 29, 2008 at 21:10



Stage 4 -- 50 metersbanan Mitten

	PTS	TIME	HIT FACTOR	STAGE POINTS	STAGE PERCENT	COMPETITOR # Name
1	31	2,77	11,1913	40,0000	100,00	46 Nilsson, Kim 1111
2	39	3,77	10,3448	36,9744	92,44	21 Ingemarsson, Lars-Åke 401
3	40	3,91	10,2302	36,5646	91,41	65 Holmberg, Daniel 1267
4	39	4,05	9,6296	34,4182	86,05	6 Hermander, Tomas 267
5	36	3,75	9,6000	34,3123	85,78	55 Bäckström, Mats O
6	39	4,07	9,5823	34,2490	85,62	85 Nilsson, Johnny 897
7	37	3,90	9,4872	33,9090	84,77	52 Gustavsson, Lars 334
8	38	4,09	9,2910	33,2077	83,02	37 Andersson, Tord 195
9	38	4,16	9,1346	32,6489	81,62	43 Borg, Björn
10	34	4,29	7,9254	28,3269	70,82	66 Jönsson, Mats 1275
11	38	4,85	7,8351	28,0040	70,01	36 Hwass, Örjan 1011
12	32	4,09	7,8240	27,9644	69,91	19 Wildemo, Fredrik 1101
13	38	4,93	7,7079	27,5496	68,87	49 Haraldsson, Vidar
14	33	4,35	7,5862	27,1146	67,79	54 Schieck, Peter
15	38	5,03	7,5547	27,0019	67,50	86 Sjöholm, Hans-Erik 344
16	40	5,46	7,3260	26,1846	65,46	11 Thörnberg, Jimmy 1488
17	35	4,90	7,1429	25,5300	63,82	5 Sundh, Kalle 1068
18	39	5,55	7,0270	25,1160	62,79	71 Kråling, Andreas 1198
19	34	5,02	6,7729	24,2077	60,52	70 Slaarup, Jesper
20	26	3,97	6,5491	23,4078	58,52	68 Glad, Karl 1123
21	37	5,79	6,3903	22,8403	57,10	14 Kastell, Peter
22	40	6,41	6,2402	22,3039	55,76	34 Karlsson, Andreas 1489
23	30	4,92	6,0976	21,7939	54,48	38 Persson, John 1468
24	38	6,55	5,8015	20,7358	51,84	8 Andersen, Peter Munk
25	38	6,83	5,5637	19,8857	49,71	7 Bäckman, Anders 1283
26	36	6,52	5,5215	19,7348	49,34	33 OdgaardNexe, Adam 1408
27	31	6,02	5,1495	18,4053	46,01	58 Sandberg, Anders 1121
28	32	6,24	5,1282	18,3292	45,82	72 Nilsson, Ulf 564
29	36	7,08	5,0847	18,1739	45,43	25 Nilsson, Ola 1211
30	36	11,05	3,2579	11,6444	29,11	10 Tollbom, Örjan 899
31	39	12,30	3,1707	11,3328	28,33	3 Gustafsson, Mattias 333
32	19	6,59	2,8832	10,3050	25,76	16 Parasidis, Matheos 1422
33	34	17,84	1,9058	6,8118	17,03	40 Frederiksen, Rene
34	0	3,07	0,0000	0,0000	0,00	12 Mattila, Thomas 1304

PRODUCTION -- Overall Stage Results

SweDenCup 4

Printed juni 29, 2008 at 21:10



Stage 4 -- 50 metersbanan Mitten

	PTS	TIME	HIT FACTOR	STAGE POINTS	STAGE PERCENT	COMPETITOR # Name
1	38	3,37	11,2760	40,0000	100,00	32 Hjelm, Tommy 634
2	38	3,39	11,2094	39,7640	99,41	2 Falk, Robert 765
3	36	3,36	10,7143	38,0075	95,02	74 Hagemann, Lars
4	36	3,48	10,3448	36,6969	91,74	35 Rømer, Jack
5	34	3,46	9,8266	34,8585	87,15	1 Björk, Jörgen 269
6	36	3,81	9,4488	33,5184	83,80	81 Stankovic, Alexander 1363
7	36	4,12	8,7379	30,9964	77,49	59 Nilsson, Daniel 1265
8	36	4,29	8,3916	29,7681	74,42	31 Rånge, Niklas 1219
9	34	4,14	8,2126	29,1330	72,83	84 Gustafsson, Nils-Göran 1303
10	34	4,23	8,0378	28,5131	71,28	56 Larsen, Søren W
11	40	5,19	7,7071	27,3400	68,35	69 Guldstrand, Mårten 1360
12	36	4,76	7,5630	26,8288	67,07	57 Appelkvist, Magnus
13	30	3,98	7,5377	26,7390	66,85	13 Forslund, Tony
14	40	5,39	7,4212	26,3256	65,81	26 Söderholm, Håkan 1305
15	38	5,41	7,0240	24,9168	62,29	76 Selimaj, Enver
16	36	5,25	6,8571	24,3248	60,81	75 Thulin, Mikael
17	34	5,04	6,7460	23,9307	59,83	51 Tiensuu, Roger 1061
18	32	4,77	6,7086	23,7979	59,49	53 Petrovic, Sasa
19	38	6,09	6,2397	22,1346	55,34	44 Gustafsson, Rickard 1405
20	30	4,94	6,0729	21,5427	53,86	42 Hansen, Gert E
21	34	5,62	6,0498	21,4609	53,65	24 Gunnarsson, Robert 1326
22	36	5,98	6,0201	21,3554	53,39	29 Saxhøj, Ulrik
23	36	6,32	5,6962	20,2065	50,52	15 Rohlen, Anders 1386
24	38	6,89	5,5152	19,5646	48,91	61 Johansson, Magnus
25	32	5,92	5,4054	19,1750	47,94	4 Strandberg, Anders 1067
26	28	5,23	5,3537	18,9916	47,48	41 Jensen, Christian D
27	38	7,31	5,1984	18,4405	46,10	9 Månsson, Martin
28	36	6,95	5,1799	18,3749	45,94	28 Andersson, Robert
29	32	6,33	5,0553	17,9330	44,83	73 Zibovic, Dzibo
30	34	6,89	4,9347	17,5052	43,76	23 Johansson, Mikael 1328
31	26	5,42	4,7970	17,0169	42,54	30 Gyllenberg, Rasmus 1355
32	38	8,32	4,5673	16,2019	40,50	79 Barkman, Niklas
33	22	8,69	2,5316	8,9807	22,45	60 Magnusson, Anders 1404
34	15	6,09	2,4631	8,7374	21,84	83 Ingmansson, Hans 1183

MODIFIED -- Overall Stage Results

SweDenCup 4

Printed juni 29, 2008 at 21:10



Stage 4 -- 50 metersbanan Mitten

	PTS	TIME	HIT FACTOR	STAGE POINTS	STAGE PERCENT	COMPETITOR # Name
1	40	6,72	5,9524	40,0000	100,00	45 Larsson, Peter

REVOLVER (STANDARD) -- Overall Stage Results

SweDenCup 4

Printed juni 29, 2008 at 21:10



Stage 4 -- 50 metersbanan Mitten

	PTS	TIME	HIT FACTOR	STAGE POINTS	STAGE PERCENT	COMPETITOR # Name
1	37	7,10	5,2113	40,0000	100,00	17 Lindfors, Anders 1406
2	40	9,42	4,2463	32,5931	81,48	82 Lundberg, Fredrik 1117
3	40	9,93	4,0282	30,9191	77,30	80 Arabäck, Niklas
4	40	10,05	3,9801	30,5500	76,37	47 Jensen, Hans Jørgen
5	35	9,22	3,7961	29,1376	72,84	18 Forsberg, Conny 901
6	40	10,98	3,6430	27,9624	69,91	77 Wadell, Jörgen 905
7	36	10,57	3,4059	26,1423	65,36	78 Kinnunen, Patrik
8	38	11,81	3,2176	24,6973	61,74	50 Nielsen, Steen Pico

OPEN -- Overall Stage Results

SweDenCup 4

Printed juni 29, 2008 at 21:10



Stage 5 -- 50 metersbanan Höger

	PTS	TIME	HIT FACTOR	STAGE POINTS	STAGE PERCENT	COMPETITOR # Name	
1	29	7,16	4,0503	40,0000	100,00	48 Thim, Anders	153

STANDARD -- Overall Stage Results

SweDenCup 4

Printed juni 29, 2008 at 21:10



Stage 5 -- 50 metersbanan Höger

	PTS	TIME	HIT FACTOR	STAGE POINTS	STAGE PERCENT	COMPETITOR # Name
1	37	4,64	7,9741	40,0000	100,00	55 Bäckström, Mats O
2	39	5,14	7,5875	38,0608	95,15	6 Hermander, Tomas 267
3	36	5,09	7,0727	35,4781	88,70	36 Hwass, Örjan 1011
4	32	4,55	7,0330	35,2789	88,20	46 Nilsson, Kim 1111
5	36	5,24	6,8702	34,4626	86,16	21 Ingemarsson, Lars-Åke 401
6	36	5,41	6,6543	33,3796	83,45	37 Andersson, Tord 195
7	35	5,41	6,4695	32,4524	81,13	19 Wildemo, Fredrik 1101
8	38	6,09	6,2397	31,2999	78,25	7 Bäckman, Anders 1283
9	38	6,21	6,1192	30,6950	76,74	85 Nilsson, Johnny 897
10	38	6,28	6,0510	30,3529	75,88	65 Holmberg, Daniel 1267
11	40	6,64	6,0241	30,2182	75,55	11 Thörnberg, Jimmy 1488
12	36	6,10	5,9016	29,6039	74,01	3 Gustafsson, Mattias 333
13	35	6,37	5,4945	27,5616	68,90	43 Borg, Björn
14	36	6,72	5,3571	26,8726	67,18	25 Nilsson, Ola 1211
15	33	6,66	4,9550	24,8551	62,14	54 Schieck, Peter
16	34	6,92	4,9133	24,6461	61,62	68 Glad, Karl 1123
17	24	4,99	4,8096	24,1261	60,32	12 Mattila, Thomas 1304
18	32	6,77	4,7267	23,7103	59,28	66 Jönsson, Mats 1275
19	32	7,02	4,5584	22,8659	57,16	71 Kräling, Andreas 1198
20	38	8,54	4,4496	22,3204	55,80	8 Andersen, Peter Munk
21	35	8,23	4,2527	21,3326	53,33	5 Sundh, Kalle 1068
22	33	7,88	4,1878	21,0070	52,52	58 Sandberg, Anders 1121
23	37	8,96	4,1295	20,7143	51,79	34 Karlsson, Andreas 1489
24	36	9,07	3,9691	19,9100	49,78	14 Kastell, Peter
25	33	8,66	3,8106	19,1149	47,79	16 Parasidis, Matheos 1422
26	34	9,00	3,7778	18,9501	47,38	72 Nilsson, Ulf 564
27	36	10,06	3,5785	17,9507	44,88	33 OdgaardNexe, Adam 1408
28	19	6,12	3,1046	15,5732	38,93	52 Gustavsson, Lars 334
29	28	9,04	3,0973	15,5370	38,84	49 Haraldsson, Vidar
30	19	6,26	3,0351	15,2249	38,06	86 Sjöholm, Hans-Erik 344
31	32	11,79	2,7142	13,6148	34,04	40 Frederiksen, Rene
32	22	9,57	2,2989	11,5315	28,83	38 Persson, John 1468
33	38	16,66	2,2809	11,4416	28,60	70 Slaarup, Jesper
34	38	17,11	2,2209	11,1406	27,85	10 Tollbom, Örjan 899

PRODUCTION -- Overall Stage Results

SweDenCup 4

Printed juni 29, 2008 at 21:10



Stage 5 -- 50 metersbanan Höger

	PTS	TIME	HIT FACTOR	STAGE POINTS	STAGE PERCENT	COMPETITOR # Name
1	32	3,72	8,6022	40,0000	100,00	1 Björk, Jörgen 269
2	36	4,29	8,3916	39,0210	97,55	2 Falk, Robert 765
3	36	5,25	6,8571	31,8857	79,71	42 Hansen, Gert E
4	38	5,75	6,6087	30,7304	76,83	74 Hagemann, Lars
5	36	5,60	6,4286	29,8929	74,73	81 Stankovic, Alexander 1363
6	34	5,38	6,3197	29,3866	73,47	32 Hjelm, Tommy 634
7	38	6,11	6,2193	28,9198	72,30	56 Larsen, Søren W
8	38	6,27	6,0606	28,1818	70,45	76 Selimaj, Enver
9	36	6,27	5,7416	26,6986	66,75	51 Tiensuu, Roger 1061
10	32	5,66	5,6537	26,2898	65,72	35 Rømer, Jack
11	40	7,17	5,5788	25,9414	64,85	59 Nilsson, Daniel 1265
12	32	6,65	4,8120	22,3759	55,94	41 Jensen, Christian D
13	38	8,02	4,7382	22,0324	55,08	44 Gustafsson, Rickard 1405
14	30	6,44	4,6584	21,6615	54,15	57 Appelkvist, Magnus
15	38	8,17	4,6512	21,6279	54,07	9 Månsson, Martin
16	30	6,62	4,5317	21,0725	52,68	53 Petrovic, Sasa
17	32	7,07	4,5262	21,0467	52,62	15 Rohlen, Anders 1386
18	32	7,46	4,2895	19,9464	49,87	75 Thulin, Mikael
19	28	6,57	4,2618	19,8174	49,54	24 Gunnarsson, Robert 1326
20	36	8,50	4,2353	19,6941	49,24	31 Rånge, Niklas 1219
21	40	9,70	4,1237	19,1753	47,94	28 Andersson, Robert
22	28	6,99	4,0057	18,6266	46,57	29 Saxhøj, Ulrik
23	40	10,19	3,9254	18,2532	45,63	60 Magnusson, Anders 1404
24	24	6,19	3,8772	18,0291	45,07	84 Gustafsson, Nils-Göran 1303
25	32	8,29	3,8601	17,9493	44,87	61 Johansson, Magnus
26	30	7,83	3,8314	17,8161	44,54	4 Strandberg, Anders 1067
27	28	8,18	3,4230	15,9169	39,79	69 Guldstrand, Mårten 1360
28	40	12,17	3,2868	15,2835	38,21	79 Barkman, Niklas
29	30	9,30	3,2258	15,0000	37,50	26 Söderholm, Håkan 1305
30	32	10,49	3,0505	14,1849	35,46	23 Johansson, Mikael 1328
31	15	7,60	1,9737	9,1776	22,94	83 Ingmansson, Hans 1183
32	8	4,21	1,9002	8,8361	22,09	30 Gyllenberg, Rasmus 1355
33	9	6,76	1,3314	6,1908	15,48	13 Forslund, Tony
34	16	12,26	1,3051	6,0685	15,17	73 Zibovic, Dzibo

MODIFIED -- Overall Stage Results

SweDenCup 4

Printed juni 29, 2008 at 21:10



Stage 5 -- 50 metersbanan Höger

	PTS	TIME	HIT FACTOR	STAGE POINTS	STAGE PERCENT	COMPETITOR # Name
1	38	10,88	3,4926	40,0000	100,00	45 Larsson, Peter

REVOLVER (STANDARD) -- Overall Stage Results

SweDenCup 4

Printed juni 29, 2008 at 21:10



Stage 5 -- 50 metersbanan Höger

	PTS	TIME	HIT FACTOR	STAGE POINTS	STAGE PERCENT	COMPETITOR # Name
1	40	11,83	3,3812	40,0000	100,00	77 Wadell, Jörgen 905
2	34	10,32	3,2946	38,9748	97,44	17 Lindfors, Anders 1406
3	38	12,11	3,1379	37,1214	92,80	50 Nielsen, Steen Pico
4	38	12,86	2,9549	34,9565	87,39	18 Forsberg, Conny 901
5	36	12,31	2,9245	34,5963	86,49	78 Kinnunen, Patrik
6	39	14,62	2,6676	31,5575	78,89	47 Jensen, Hans Jørgen
7	38	15,51	2,4500	28,9839	72,46	82 Lundberg, Fredrik 1117
8	2	11,50	0,1739	2,0574	5,14	80 Arabäck, Niklas

OPEN -- Overall Stage Results

SweDenCup 4

Printed juni 29, 2008 at 21:10



Stage 6 -- Bakom 50 metersbanan

	PTS	TIME	HIT FACTOR	STAGE POINTS	STAGE PERCENT	COMPETITOR # Name	
1	0	33,36	0,0000	0,0000	0,00	48 Thim, Anders	153

STANDARD -- Overall Stage Results

SweDenCup 4

Printed juni 29, 2008 at 21:10



Stage 6 -- Bakom 50 metersbanan

	PTS	TIME	HIT FACTOR	STAGE POINTS	STAGE PERCENT	COMPETITOR # Name
1	77	23,29	3,3061	90,0000	100,00	46 Nilsson, Kim 1111
2	84	26,23	3,2024	87,1771	96,86	55 Bäckström, Mats O
3	70	22,24	3,1475	85,6810	95,20	37 Andersson, Tord 195
4	81	29,33	2,7617	75,1786	83,53	52 Gustavsson, Lars 334
5	74	26,93	2,7479	74,8026	83,11	16 Parasidis, Matheos 1422
6	74	28,98	2,5535	69,5112	77,23	86 Sjöholm, Hans-Erik 344
7	63	26,16	2,4083	65,5578	72,84	21 Ingemarsson, Lars-Åke 401
8	70	29,41	2,3801	64,7924	71,99	33 OdgaardNexe, Adam 1408
9	68	28,96	2,3481	63,9192	71,02	43 Borg, Björn
10	63	27,59	2,2834	62,1599	69,07	14 Kastell, Peter
11	57	25,59	2,2274	60,6353	67,37	3 Gustafsson, Mattias 333
12	80	37,70	2,1220	57,7657	64,18	5 Sundh, Kalle 1068
13	59	29,17	2,0226	55,0601	61,18	66 Jönsson, Mats 1275
14	48	26,02	1,8447	50,2175	55,80	34 Karlsson, Andreas 1489
15	58	32,53	1,7830	48,5361	53,93	11 Thörnberg, Jimmy 1488
16	56	31,98	1,7511	47,6684	52,96	25 Nilsson, Ola 1211
17	58	34,84	1,6648	45,3180	50,35	36 Hwass, Örjan 1011
18	58	35,69	1,6251	44,2387	49,15	8 Andersen, Peter Munk
19	41	26,12	1,5697	42,7299	47,48	12 Mattila, Thomas 1304
20	48	34,06	1,4093	38,3635	42,63	71 Kräling, Andreas 1198
21	35	26,06	1,3431	36,5607	40,62	6 Hermander, Tomas 267
22	27	20,39	1,3242	36,0469	40,05	19 Wildemo, Fredrik 1101
23	40	30,25	1,3223	35,9961	40,00	68 Glad, Karl 1123
24	34	29,33	1,1592	31,5564	35,06	40 Frederiksen, Rene
25	26	25,34	1,0260	27,9311	31,03	54 Schieck, Peter
26	25	27,10	0,9225	25,1126	27,90	85 Nilsson, Johnny 897
27	25	27,60	0,9058	24,6577	27,40	7 Bäckman, Anders 1283
28	16	33,77	0,4738	12,8976	14,33	58 Sandberg, Anders 1121
29	4	26,75	0,1495	4,0706	4,52	49 Haraldsson, Vidar
30	0	27,81	0,0000	0,0000	0,00	70 Slaarup, Jesper
31	0	29,66	0,0000	0,0000	0,00	65 Holmberg, Daniel 1267
32	0	36,14	0,0000	0,0000	0,00	10 Tollbom, Örjan 899
33	0	29,21	0,0000	0,0000	0,00	72 Nilsson, Ulf 564
34	0	30,35	0,0000	0,0000	0,00	38 Persson, John 1468

PRODUCTION -- Overall Stage Results

SweDenCup 4

Printed juni 29, 2008 at 21:10



Stage 6 -- Bakom 50 metersbanan

	PTS	TIME	HIT FACTOR	STAGE POINTS	STAGE PERCENT	COMPETITOR # Name
1	82	22,02	3,7239	90,0000	100,00	1 Björk, Jörgen 269
2	80	21,86	3,6597	88,4475	98,28	30 Gyllenberg, Rasmus 1355
3	66	22,69	2,9088	70,3000	78,11	32 Hjelm, Tommy 634
4	65	26,81	2,4245	58,5953	65,11	2 Falk, Robert 765
5	64	27,57	2,3214	56,1034	62,34	23 Johansson, Mikael 1328
6	52	23,22	2,2394	54,1237	60,14	35 Rømer, Jack
7	53	27,54	1,9245	46,5112	51,68	31 Rånge, Niklas 1219
8	52	28,00	1,8571	44,8840	49,87	15 Rohlen, Anders 1386
9	47	27,95	1,6816	40,6408	45,16	69 Guldstrand, Mårten 1360
10	44	28,07	1,5675	37,8840	42,09	9 Månsson, Martin
11	41	26,39	1,5536	37,5483	41,72	29 Saxhøj, Ulrik
12	54	35,69	1,5130	36,5673	40,63	61 Johansson, Magnus
13	49	37,01	1,3240	31,9980	35,55	60 Magnusson, Anders 1404
14	43	34,29	1,2540	30,3073	33,67	26 Söderholm, Håkan 1305
15	31	26,04	1,1905	28,7718	31,97	56 Larsen, Søren W
16	32	28,99	1,1038	26,6777	29,64	75 Thulin, Mikael
17	29	27,10	1,0701	25,8627	28,74	13 Forslund, Tony
18	31	30,93	1,0023	24,2230	26,91	79 Barkman, Niklas
19	35	38,78	0,9025	21,8125	24,24	53 Petrovic, Sasa
20	33	36,70	0,8992	21,7317	24,15	57 Appelkvist, Magnus
21	17	20,83	0,8161	19,7245	21,92	74 Hagemann, Lars
22	17	24,98	0,6805	16,4476	18,28	51 Tiensuu, Roger 1061
23	18	30,27	0,5946	14,3716	15,97	44 Gustafsson, Rickard 1405
24	17	30,09	0,5650	13,6544	15,17	41 Jensen, Christian D
25	17	30,77	0,5525	13,3526	14,84	84 Gustafsson, Nils-Göran 1303
26	26	47,59	0,5463	13,2039	14,67	83 Ingmansson, Hans 1183
27	13	27,39	0,4746	11,4709	12,75	28 Andersson, Robert
28	11	23,57	0,4667	11,2792	12,53	24 Gunnarsson, Robert 1326
29	9	25,82	0,3486	8,4243	9,36	81 Stankovic, Alexander 1363
30	0	36,30	0,0000	0,0000	0,00	73 Zibovic, Dzibo
31	0	33,13	0,0000	0,0000	0,00	76 Selimaj, Enver
32	0	0,00	0,0000	0,0000	0,00	59 Nilsson, Daniel 1265
33	0	30,97	0,0000	0,0000	0,00	42 Hansen, Gert E
34	0	32,61	0,0000	0,0000	0,00	4 Strandberg, Anders 1067

MODIFIED -- Overall Stage Results

SweDenCup 4

Printed juni 29, 2008 at 21:10



Stage 6 -- Bakom 50 metersbanan

	PTS	TIME	HIT FACTOR	STAGE POINTS	STAGE PERCENT	COMPETITOR # Name
1	65	24,41	2,6628	90,0000	100,00	45 Larsson, Peter

REVOLVER (STANDARD) -- Overall Stage Results

SweDenCup 4

Printed juni 29, 2008 at 21:10



Stage 6 -- Bakom 50 metersbanan

	PTS	TIME	HIT FACTOR	STAGE POINTS	STAGE PERCENT	COMPETITOR # Name
1	64	44,21	1,4476	90,0000	100,00	82 Lundberg, Fredrik 1117
2	65	45,86	1,4174	88,1175	97,91	77 Wadell, Jörgen 905
3	55	40,32	1,3641	84,8057	94,23	50 Nielsen, Steen Pico
4	32	34,51	0,9273	57,6485	64,05	17 Lindfors, Anders 1406
5	14	36,22	0,3865	24,0305	26,70	18 Forsberg, Conny 901
6	12	38,36	0,3128	19,4485	21,61	80 Arabäck, Niklas
7	0	38,90	0,0000	0,0000	0,00	47 Jensen, Hans Jørgen
8	0	36,00	0,0000	0,0000	0,00	78 Kinnunen, Patrik

OPEN -- Overall Stage Results

SweDenCup 4

Printed juni 29, 2008 at 21:10



Stage 7 -- 300 metersbanan Vänster

	PTS	TIME	HIT FACTOR	STAGE POINTS	STAGE PERCENT	COMPETITOR # Name	
1	73	9,49	7,6923	80,0000	100,00	48 Thim, Anders	153

STANDARD -- Overall Stage Results

SweDenCup 4

Printed juni 29, 2008 at 21:10



Stage 7 -- 300 metersbanan Vänster

	PTS	TIME	HIT FACTOR	STAGE POINTS	STAGE PERCENT	COMPETITOR # Name
1	73	5,93	12,3103	80,0000	100,00	46 Nilsson, Kim 1111
2	75	6,58	11,3982	74,0725	92,59	55 Bäckström, Mats O
3	75	7,02	10,6838	69,4298	86,79	85 Nilsson, Johnny 897
4	66	6,33	10,4265	67,7582	84,70	19 Wildemo, Fredrik 1101
5	79	7,65	10,3268	67,1100	83,89	66 Jönsson, Mats 1275
6	77	7,78	9,8972	64,3181	80,40	37 Andersson, Tord 195
7	76	8,63	8,8065	57,2301	71,54	6 Hermander, Tomas 267
8	80	9,12	8,7719	57,0055	71,26	68 Glad, Karl 1123
9	69	8,38	8,2339	53,5090	66,89	36 Hwass, Örjan 1011
10	75	9,73	7,7081	50,0922	62,62	43 Borg, Björn
11	73	9,67	7,5491	49,0589	61,32	34 Karlsson, Andreas 1489
12	78	10,64	7,3308	47,6403	59,55	8 Andersen, Peter Munk
13	64	8,84	7,2398	47,0489	58,81	86 Sjöholm, Hans-Erik 344
14	55	7,70	7,1429	46,4188	58,02	21 Ingemarsson, Lars-Åke 401
15	77	11,29	6,8202	44,3219	55,40	16 Parasidis, Matheos 1422
16	73	10,75	6,7907	44,1302	55,16	14 Kastell, Peter
17	74	10,92	6,7766	44,0383	55,05	33 OdgaardNexe, Adam 1408
18	79	11,76	6,7177	43,6558	54,57	58 Sandberg, Anders 1121
19	78	11,92	6,5436	42,5246	53,16	52 Gustavsson, Lars 334
20	78	11,95	6,5272	42,4178	53,02	7 Bäckman, Anders 1283
21	72	11,04	6,5217	42,3824	52,98	11 Thörnberg, Jimmy 1488
22	78	12,07	6,4623	41,9961	52,50	5 Sundh, Kalle 1068
23	76	11,92	6,3758	41,4342	51,79	3 Gustafsson, Mattias 333
24	57	9,16	6,2227	40,4391	50,55	71 Kräling, Andreas 1198
25	56	9,01	6,2153	40,3910	50,49	40 Frederiksen, Rene
26	76	12,27	6,1940	40,2523	50,32	70 Slaarup, Jesper
27	76	12,35	6,1538	39,9916	49,99	38 Persson, John 1468
28	76	12,42	6,1192	39,7662	49,71	12 Mattila, Thomas 1304
29	74	12,20	6,0656	39,4179	49,27	25 Nilsson, Ola 1211
30	76	12,91	5,8869	38,2568	47,82	49 Haraldsson, Vidar
31	66	12,22	5,4010	35,0990	43,87	72 Nilsson, Ulf 564
32	70	14,98	4,6729	30,3674	37,96	65 Holmberg, Daniel 1267
33	62	13,78	4,4993	29,2391	36,55	54 Schieck, Peter
34	44	15,48	2,8424	18,4716	23,09	10 Tollbom, Örjan 899

PRODUCTION -- Overall Stage Results

SweDenCup 4

Printed juni 29, 2008 at 21:10




Stage 7 -- 300 metersbanan Vänster

	PTS	TIME	HIT FACTOR	STAGE POINTS	STAGE PERCENT	COMPETITOR # Name
1	80	6,50	12,3077	80,0000	100,00	35 Rømer, Jack
2	78	7,55	10,3311	67,1523	83,94	32 Hjelm, Tommy 634
3	66	6,62	9,9698	64,8036	81,00	74 Hagemann, Lars
4	70	7,09	9,8731	64,1749	80,22	30 Gyllenberg, Rasmus 1355
5	68	6,99	9,7282	63,2332	79,04	1 Björk, Jörgen 269
6	68	7,11	9,5640	62,1660	77,71	59 Nilsson, Daniel 1265
7	66	7,09	9,3089	60,5078	75,63	56 Larsen, Søren W
8	68	7,55	9,0066	58,5430	73,18	2 Falk, Robert 765
9	62	6,91	8,9725	58,3213	72,90	41 Jensen, Christian D
10	74	8,83	8,3805	54,4734	68,09	75 Thulin, Mikael
11	76	9,43	8,0594	52,3860	65,48	51 Tiensuu, Roger 1061
12	72	8,99	8,0089	52,0578	65,07	81 Stankovic, Alexander 1363
13	78	10,07	7,7458	50,3476	62,93	26 Söderholm, Håkan 1305
14	72	9,31	7,7336	50,2685	62,84	57 Appelkvist, Magnus
15	66	8,97	7,3579	47,8261	59,78	29 Saxhøj, Ulrik
16	78	10,73	7,2693	47,2507	59,06	69 Guldstrand, Mårten 1360
17	68	9,43	7,2110	46,8717	58,59	24 Gunnarsson, Robert 1326
18	62	8,78	7,0615	45,8998	57,37	31 Rånge, Niklas 1219
19	72	10,21	7,0519	45,8374	57,30	84 Gustafsson, Nils-Göran 1303
20	80	12,53	6,3847	41,5004	51,88	44 Gustafsson, Rickard 1405
21	66	10,47	6,3037	40,9742	51,22	76 Selimaj, Enver
22	76	12,24	6,2092	40,3595	50,45	9 Månsson, Martin
23	78	12,64	6,1709	40,1108	50,14	28 Andersson, Robert
24	74	12,06	6,1360	39,8839	49,85	13 Forslund, Tony
25	78	12,78	6,1033	39,6714	49,59	42 Hansen, Gert E
26	72	11,80	6,1017	39,6610	49,58	53 Petrovic, Sasa
27	66	10,96	6,0219	39,1423	48,93	23 Johansson, Mikael 1328
28	53	8,94	5,9284	38,5347	48,17	15 Rohlen, Anders 1386
29	72	12,47	5,7739	37,5301	46,91	4 Strandberg, Anders 1067
30	70	12,40	5,6452	36,6935	45,87	61 Johansson, Magnus
31	68	12,43	5,4706	35,5591	44,45	83 Ingmansson, Hans 1183
32	80	14,82	5,3981	35,0877	43,86	79 Barkman, Niklas
33	58	11,16	5,1971	33,7814	42,23	73 Zibovic, Dzibo
34	80	16,50	4,8485	31,5152	39,39	60 Magnusson, Anders 1404

MODIFIED -- Overall Stage Results

SweDenCup 4

Printed juni 29, 2008 at 21:10



Stage 7 -- 300 metersbanan Vänster

	PTS	TIME	HIT FACTOR	STAGE POINTS	STAGE PERCENT	COMPETITOR # Name
1	78	10,50	7,4286	80,0000	100,00	45 Larsson, Peter

REVOLVER (STANDARD) -- Overall Stage Results

SweDenCup 4

Printed juni 29, 2008 at 21:10



Stage 7 -- 300 metersbanan Vänster

	PTS	TIME	HIT FACTOR	STAGE POINTS	STAGE PERCENT	COMPETITOR # Name	
1	76	13,01	5,8417	80,0000	100,00	18 Forsberg, Conny	901
2	56	10,19	5,4956	75,2606	94,08	17 Lindfors, Anders	1406
3	78	16,88	4,6209	63,2814	79,10	78 Kinnunen, Patrik	
4	79	17,60	4,4886	61,4707	76,84	77 Wadell, Jörgen	905
5	80	17,96	4,4543	61,0011	76,25	50 Nielsen, Steen Pico	
6	78	17,55	4,4444	60,8655	76,08	82 Lundberg, Fredrik	1117
7	76	18,82	4,0383	55,3029	69,13	80 Arabäck, Niklas	
8	77	19,09	4,0335	55,2381	69,05	47 Jensen, Hans Jørgen	

OPEN -- Overall Stage Results

SweDenCup 4

Printed juni 29, 2008 at 21:10




Stage 8 -- 300 metersbanan Höger

	PTS	TIME	HIT FACTOR	STAGE POINTS	STAGE PERCENT	COMPETITOR # Name	
1	77	14,59	5,2776	100,0000	100,00	48 Thim, Anders	153

STANDARD -- Overall Stage Results

SweDenCup 4

Printed juni 29, 2008 at 21:10



Stage 8 -- 300 metersbanan Höger

	PTS	TIME	HIT FACTOR	STAGE POINTS	STAGE PERCENT	COMPETITOR # Name
1	93	11,58	8,0311	100,0000	100,00	55 Bäckström, Mats O
2	80	13,08	6,1162	76,1567	76,16	85 Nilsson, Johnny 897
3	92	15,40	5,9740	74,3863	74,39	37 Andersson, Tord 195
4	79	13,37	5,9088	73,5735	73,57	46 Nilsson, Kim 1111
5	85	14,66	5,7981	72,1956	72,20	54 Schieck, Peter
6	81	14,21	5,7002	70,9768	70,98	16 Parasidis, Matheos 1422
7	90	16,27	5,5317	68,8780	68,88	68 Glad, Karl 1123
8	94	17,26	5,4461	67,8130	67,81	6 Hermander, Tomas 267
9	85	15,95	5,3292	66,3566	66,36	21 Ingemarsson, Lars-Åke 401
10	76	14,44	5,2632	65,5348	65,53	12 Mattila, Thomas 1304
11	72	13,70	5,2555	65,4391	65,44	66 Jönsson, Mats 1275
12	74	14,27	5,1857	64,5704	64,57	19 Wildemo, Fredrik 1101
13	87	16,84	5,1663	64,3284	64,33	36 Hwass, Örjan 1011
14	94	18,21	5,1620	64,2752	64,28	52 Gustavsson, Lars 334
15	86	17,09	5,0322	62,6588	62,66	86 Sjöholm, Hans-Erik 344
16	90	18,23	4,9369	61,4726	61,47	34 Karlsson, Andreas 1489
17	76	16,53	4,5977	57,2488	57,25	3 Gustafsson, Mattias 333
18	91	19,90	4,5729	56,9395	56,94	43 Borg, Björn
19	90	20,02	4,4955	55,9763	55,98	8 Andersen, Peter Munk
20	82	18,45	4,4444	55,3405	55,34	7 Bäckman, Anders 1283
21	71	17,00	4,1765	52,0038	52,00	65 Holmberg, Daniel 1267
22	83	20,58	4,0330	50,2179	50,22	71 Kråling, Andreas 1198
23	88	22,77	3,8647	48,1222	48,12	11 Thörnberg, Jimmy 1488
24	78	20,50	3,8049	47,3769	47,38	33 OdgaardNexe, Adam 1408
25	98	25,77	3,8029	47,3519	47,35	5 Sundh, Kalle 1068
26	94	24,90	3,7751	47,0061	47,01	14 Kastell, Peter
27	81	22,47	3,6048	44,8857	44,89	25 Nilsson, Ola 1211
28	94	26,49	3,5485	44,1847	44,18	49 Haraldsson, Vidar
29	66	20,20	3,2673	40,6835	40,68	72 Nilsson, Ulf 564
30	62	25,78	2,4050	29,9457	29,95	38 Persson, John 1468
31	72	32,96	2,1845	27,2001	27,20	58 Sandberg, Anders 1121
32	42	19,84	2,1169	26,3593	26,36	70 Slaarup, Jesper
33	56	28,71	1,9505	24,2874	24,29	10 Tollbom, Örjan 899
34	6	16,65	0,3604	4,4871	4,49	40 Frederiksen, Rene

PRODUCTION -- Overall Stage Results

SweDenCup 4

Printed juni 29, 2008 at 21:10



Stage 8 -- 300 metersbanan Höger

	PTS	TIME	HIT FACTOR	STAGE POINTS	STAGE PERCENT	COMPETITOR # Name
1	88	11,22	7,8431	100,0000	100,00	35 Rømer, Jack
2	94	12,17	7,7239	98,4799	98,48	1 Björk, Jörgen 269
3	78	11,49	6,7885	86,5535	86,55	74 Hagemann, Lars
4	84	12,93	6,4965	82,8306	82,83	32 Hjelm, Tommy 634
5	84	13,51	6,2176	79,2746	79,27	30 Gyllenberg, Rasmus 1355
6	78	13,85	5,6318	71,8050	71,81	51 Tiensuu, Roger 1061
7	90	16,87	5,3349	68,0202	68,02	53 Petrovic, Sasa
8	80	16,11	4,9659	63,3147	63,31	56 Larsen, Søren W
9	72	15,02	4,7936	61,1185	61,12	24 Gunnarsson, Robert 1326
10	96	20,60	4,6602	59,4175	59,42	44 Gustafsson, Rickard 1405
11	90	19,68	4,5732	58,3079	58,31	9 Månsson, Martin
12	70	15,74	4,4473	56,7027	56,70	29 Saxhøj, Ulrik
13	82	18,68	4,3897	55,9689	55,97	15 Rohlen, Anders 1386
14	73	16,65	4,3844	55,9009	55,90	42 Hansen, Gert E
15	74	16,92	4,3735	55,7624	55,76	41 Jensen, Christian D
16	84	19,77	4,2489	54,1730	54,17	2 Falk, Robert 765
17	68	16,39	4,1489	52,8981	52,90	31 Rånge, Niklas 1219
18	59	14,35	4,1115	52,4216	52,42	59 Nilsson, Daniel 1265
19	70	17,33	4,0392	51,5003	51,50	81 Stankovic, Alexander 1363
20	76	18,86	4,0297	51,3786	51,38	69 Guldstrand, Mårten 1360
21	79	19,91	3,9679	50,5902	50,59	26 Söderholm, Håkan 1305
22	96	25,96	3,6980	47,1495	47,15	61 Johansson, Magnus
23	71	19,23	3,6921	47,0749	47,07	75 Thulin, Mikael
24	80	22,76	3,5149	44,8155	44,82	4 Strandberg, Anders 1067
25	72	21,31	3,3787	43,0784	43,08	84 Gustafsson, Nils-Göran 1303
26	76	23,59	3,2217	41,0767	41,08	79 Barkman, Niklas
27	72	23,09	3,1182	39,7575	39,76	60 Magnusson, Anders 1404
28	58	18,71	3,0999	39,5243	39,52	57 Appelkvist, Magnus
29	72	23,52	3,0612	39,0306	39,03	76 Selimaj, Enver
30	55	18,17	3,0270	38,5938	38,59	28 Andersson, Robert
31	58	19,79	2,9308	37,3674	37,37	23 Johansson, Mikael 1328
32	55	23,50	2,3404	29,8404	29,84	83 Ingmansson, Hans 1183
33	51	22,42	2,2748	29,0031	29,00	73 Zibovic, Dzibo
34	46	21,27	2,1627	27,5740	27,57	13 Forslund, Tony

MODIFIED -- Overall Stage Results

SweDenCup 4

Printed juni 29, 2008 at 21:10




Stage 8 -- 300 metersbanan Höger

	PTS	TIME	HIT FACTOR	STAGE POINTS	STAGE PERCENT	COMPETITOR # Name
1	96	18,25	5,2603	100,0000	100,00	45 Larsson, Peter

REVOLVER (STANDARD) -- Overall Stage Results

SweDenCup 4

Printed juni 29, 2008 at 21:10



Stage 8 -- 300 metersbanan Höger

	PTS	TIME	HIT FACTOR	STAGE POINTS	STAGE PERCENT	COMPETITOR # Name
1	90	27,12	3,3186	100,0000	100,00	78 Kinnunen, Patrik
2	87	29,00	3,0000	90,4000	90,40	50 Nielsen, Steen Pico
3	95	33,57	2,8299	85,2746	85,27	82 Lundberg, Fredrik 1117
4	91	32,34	2,8139	84,7908	84,79	77 Wadell, Jörgen 905
5	92	32,85	2,8006	84,3917	84,39	47 Jensen, Hans Jørgen
6	78	28,49	2,7378	82,4991	82,50	18 Forsberg, Conny 901
7	78	32,25	2,4186	72,8806	72,88	80 Arabäck, Niklas
8	2	22,05	0,0907	2,7332	2,73	17 Lindfors, Anders 1406